



---

## Results

### Survey 826797

---

Number of records in this query:	46
Total records in survey:	46
Percentage of total:	100.00%





## Field summary for common001

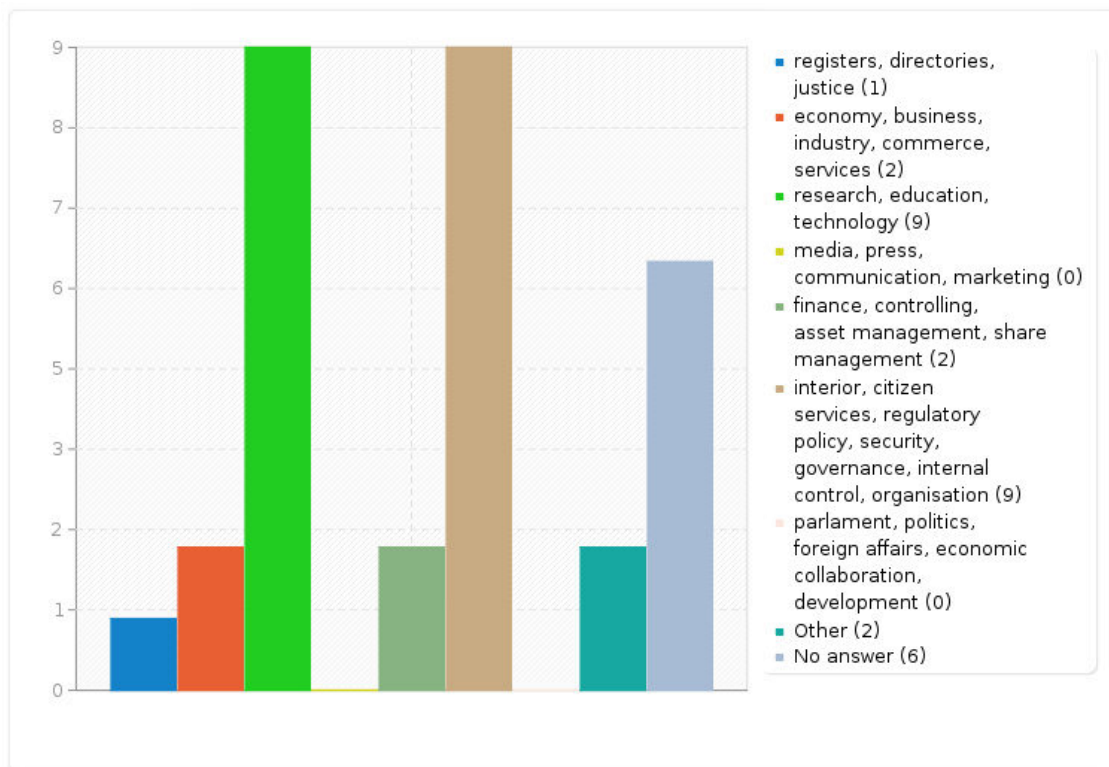
What is your main domain?

Answer	Count	Percentage
registers, directories, justice (B001)	1	3.23%
economy, business, industry, commerce, services (B002)	2	6.45%
research, education, technology (B003)	9	29.03%
media, press, communication, marketing (B004)	0	0.00%
finance, controlling, asset management, share management (B005)	2	6.45%
interior, citizen services, regulatory policy, security, governance, internal control, organisation (B006)	9	29.03%
foreign affairs, economic collaboration, development (B007)	0	0.00%
Other	2	6.45%
No answer	6	19.35%

ID	Response
43	Öffentliche Verwaltung / IKT

## Field summary for common001

What is your main domain?





## Field summary for common002

What is your main macro level?

Answer	Count	Percentage
federal (A1)	4	12.90%
regional, state (A2)	7	22.58%
local, municipal (A3)	3	9.68%
private (A4)	3	9.68%
third sector (A5)	1	3.23%
NGO (A6)	4	12.90%
chamber or association (A7)	0	0.00%
Other	3	9.68%
No answer	6	19.35%

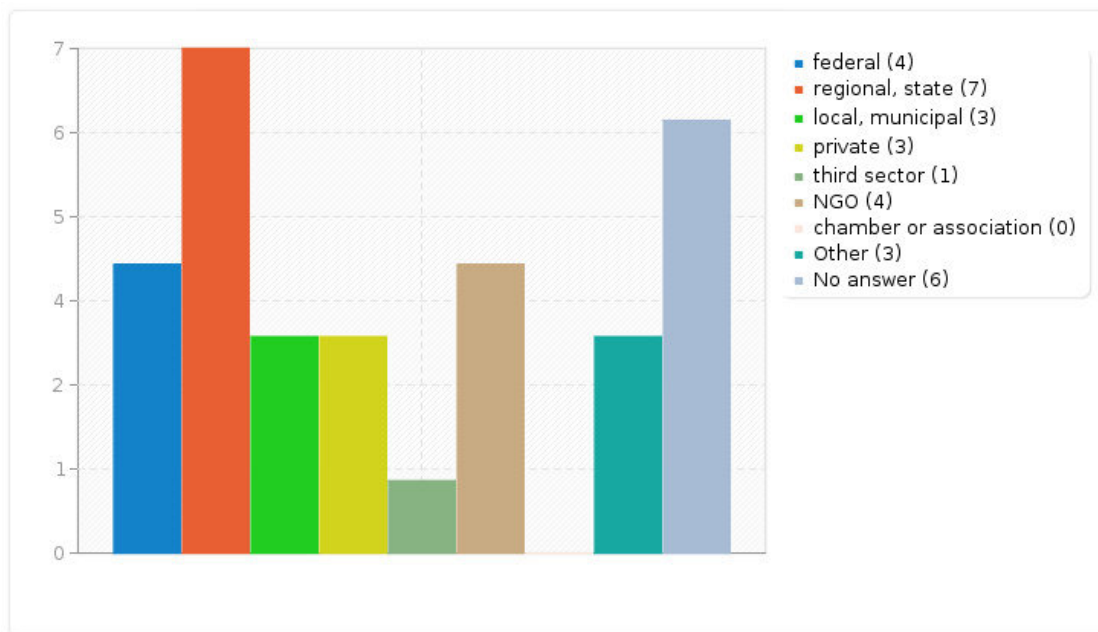
ID	Response
8	Verwaltungsinformatik
12	Universität

---

## Field summary for common002

What is your main macro level?

---





## Field summary for common003

Please add your main work location.

Answer	Count	Percentage
Answer	21	67.74%
No answer	10	32.26%

ID	Response
2	Berlin
3	Berlin
4	Berlin
6	Berlin
8	Friedrichshafen
12	Passau
11	Ntional Institute for Research and Development in Informatics - ICI Bucharest
15	Blata l-Bajda, Malta
17	Ulm
22	Dublin
21	Trondheim, Norwegen
27	Berlin
30	Berlin
32	Hamburg
35	Berlin
36	Berlin
37	Berlin
42	Berlin
43	Wien
51	Hamburg
53	Berlin



## Field summary for common004

What is your main function in your organisation?

Answer	Count	Percentage
management (A1)	6	19.35%
consultant (A2)	0	0.00%
expert (A3)	7	22.58%
employee (A4)	9	29.03%
coordinator (A5)	1	3.23%
Other	2	6.45%
No answer	6	19.35%

ID	Response
8	Akademischer Mitarbeiter
21	NGO, Netizen

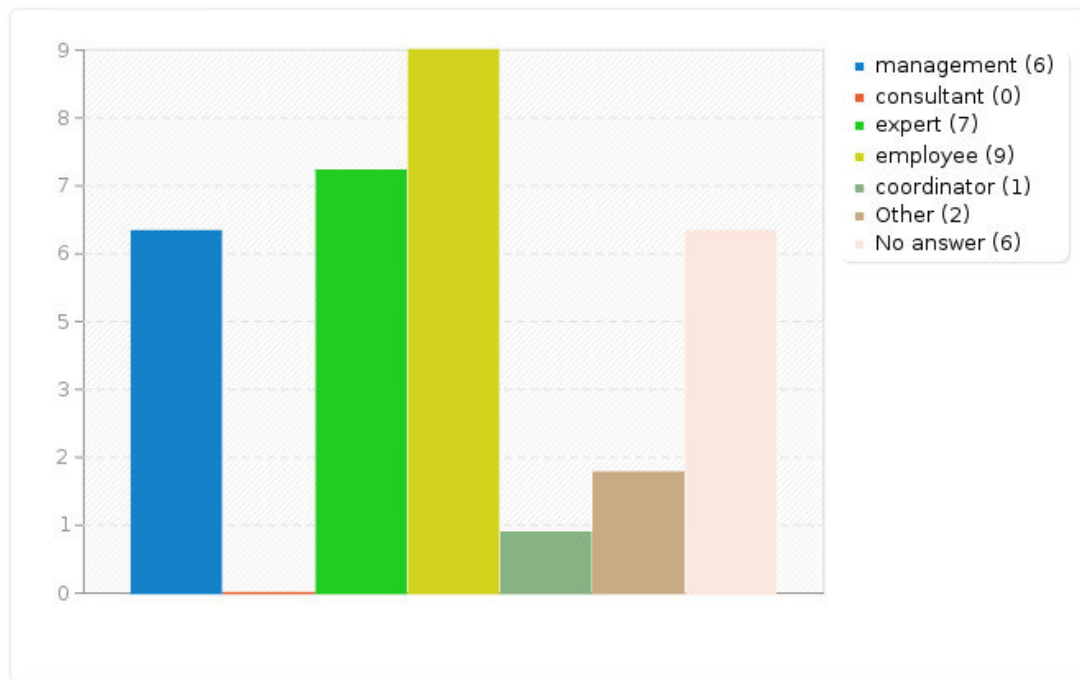


---

## Field summary for common004

What is your main function in your organisation?

---





---

## Field summary for data011

Do you know the meaning of open government?

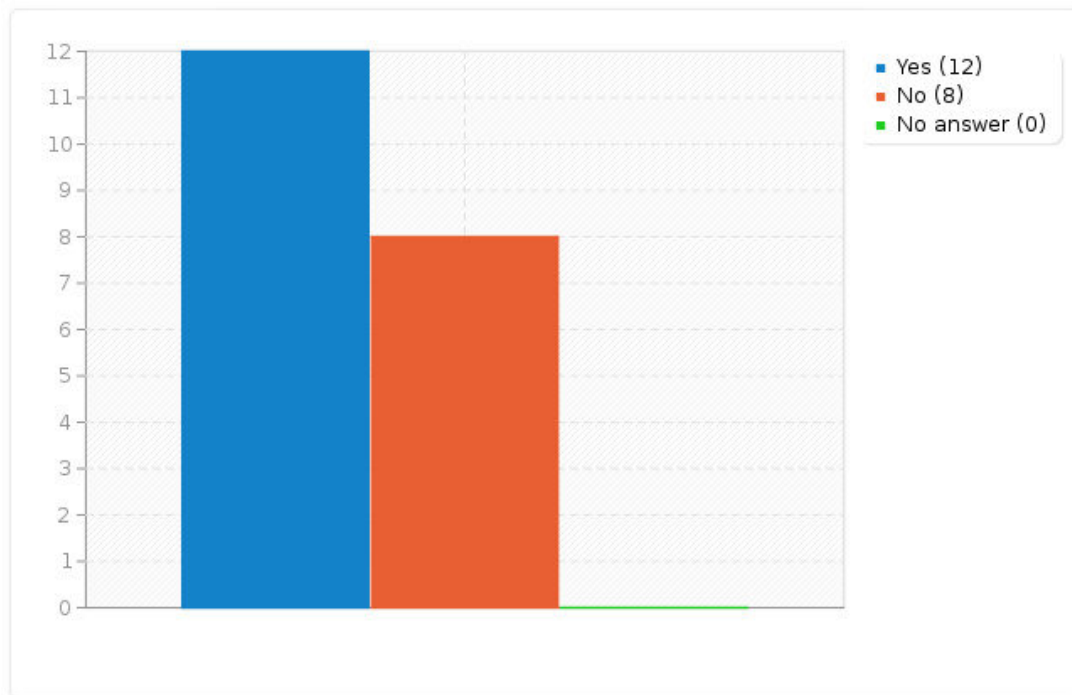
---

Answer	Count	Percentage
Yes (Y)	12	60.00%
No (N)	8	40.00%
No answer	0	0.00%

## Field summary for data011

Do you know the meaning of open government?

---





## Field summary for data012

What is the main aspect of open government?

Answer	Count	Percentage
Answer	11	91.67%
No answer	1	8.33%

ID	Response
2	Transparenz in staatlichen Prozessen
8	Transparenz
15	openess, transparency, democracy
17	Transparenz, Offenheit, Paradigmenwechsel
22	Transparency, Citizen functionality.
21	Demokratische Legitimation
25	transparency in the way it functions
37	"Teilhabe"
43	BürgerInnenbeteiligung, e-Participation, Transparenz
51	Mehr Bürgerservices
53	Transparenz, Informationsfreiheit



---

## Field summary for data013

What are you expecting about open government?

---

Answer	Count	Percentage
Answer	5	62.50%
No answer	3	37.50%

ID	Response
3	ein Computerprogramm
6	elektronische Registrierung
27	Gläserne Verwaltung
36	internetplattform, in der regierungsentscheidungen transparent nachvollzogen und eigene vorschläge/ initiativen gestartet werden können
42	öffentliche Regierungsarbeit,einsicht für die Bevölkerung



---

## Field summary for data014 []

Please name up to three typical practical examples for open government.

---

Answer	Count	Percentage
Answer	10	83.33%
No answer	2	16.67%

ID	Response
2	Bürgerbegehren wie S21
8	Zukunftsdialog d. Kanzlerin - Deutschland
15	Freedom of Information Act
17	stringente Auslegung des Öffentlichkeitsprinzips
22	Green Button energy in the US
25	monitor the progress of requests
37	Bürgerhaushalte
43	Wiener Charta
51	Behördenfinder Hamburg
53	E-Government



---

## Field summary for data014 []

Please name up to three typical practical examples for open government.

---

Answer	Count	Percentage
Answer	10	83.33%
No answer	2	16.67%

ID	Response
2	Bürgerhaushalt wie in Köln
8	Where the money goes - Texas
15	Open Data
17	Information und Diskussion über social media über Aktuelles
22	Municipal resources open dataesets
25	public stats on gov performance
37	Neue Arbeitsformen
43	Wien: gestaltung Schwedenplatz
51	Behördenfinder Deutschland
53	Bürgerhaushalte



---

## Field summary for data014 []

Please name up to three typical practical examples for open government.

---

Answer	Count	Percentage
Answer	7	58.33%
No answer	5	41.67%

ID	Response
2	Beschwerdemanagement wie FixMyStreet
8	Gaststättenkontrolle - Berlin
15	Public Registers
17	Transparenz aller wesentlichen Grundlagen für große Investitionsprojekte
25	public consultation on decisions
37	Web 2.0/Gov 2.0
51	LeiKa





---

## Field summary for data021

Do you know the meaning of open data?

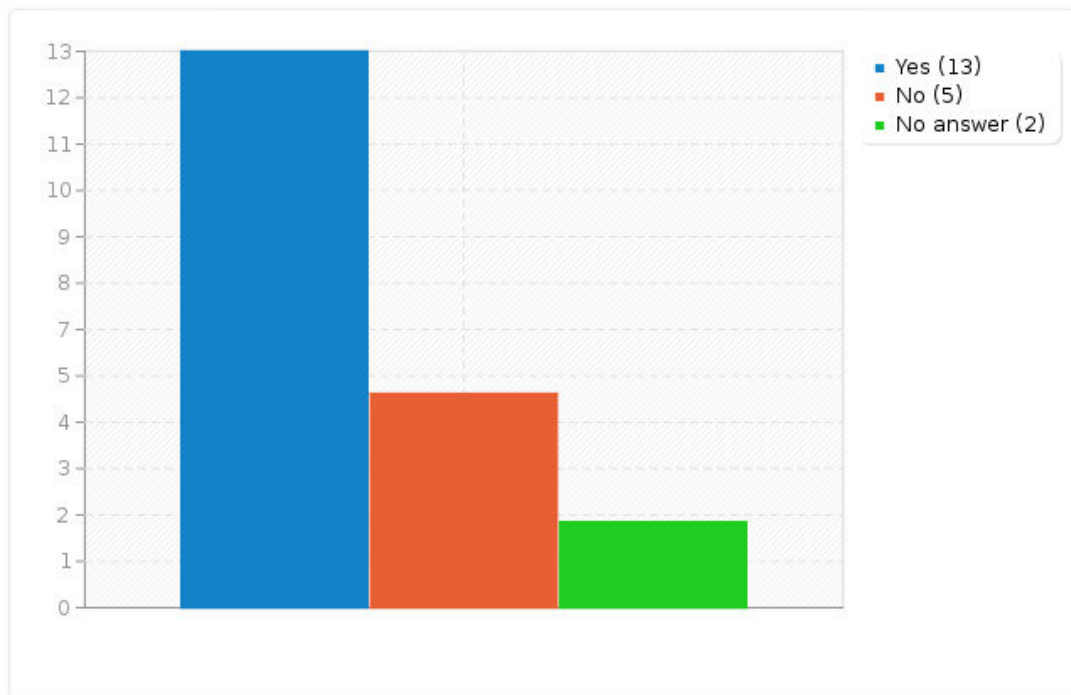
---

Answer	Count	Percentage
Yes (Y)	13	65.00%
No (N)	5	25.00%
No answer	2	10.00%

## Field summary for data021

Do you know the meaning of open data?

---





## Field summary for data022

What is the main aspect of open data?

Answer	Count	Percentage
Answer	12	92.31%
No answer	1	7.69%

ID	Response
2	Transparenz von Datenstrukturen
8	Wirtschaftsförderung
15	making public data freely accessible to all
17	Öffnung der verwaltungsinternen Informationen
22	Freely available, structured information for reuse
21	Zugang zu Dokumenten der öffentlichen Verwaltung
25	accessible, in a machine readable format
29	Publishing non-classified government data so that anyone can use it in their analysis, product or service
37	Uneingeschränkter Zugang, freie Nutzung
43	Maschinenlesbare Daten mit einfachen Nutzungsbedingungen
51	Maschinenlesbare Weiterverarbeitung von Daten
53	Datenaustausch



---

## Field summary for data023

What are you expecting about open data?

---

Answer	Count	Percentage
Answer	5	100.00%
No answer	0	0.00%

ID	Response
3	öffentlicher Datenaustausch
6	öffentlich zugängliche Daten der Verwaltung
27	Datenbanken werden unter Wahrung der persönlichen Daten der Öffentlichkeit zur Verfügung gestellt (z.B. Gewerbedatenbank, Handelsregister)
36	im internet einsehbare statistiken
42	es wird dann wahrscheinlich die Nutzung dieser Daten sein



## Field summary for data024 []

Please name up to three typical practical examples for open data.

Answer	Count	Percentage
Answer	10	76.92%
No answer	3	23.08%

ID	Response
2	GovData Deutschland
8	OD-Portal Baden-Württemberg
17	bisher interne Statistiken zur Verfügung stellen
22	Mapping overlays
21	Verzeichnis aller Dokumente der Staatsverwaltung: <a href="http://oep.no/nettsted/fad?lang=en">http://oep.no/nettsted/fad?lang=en</a>
25	open geodata
37	"data.gov" (USA)
43	data.wien.gv.at
51	Toilettendaten
53	Statistiken



---

## Field summary for data024 []

Please name up to three typical practical examples for open data.

---

Answer	Count	Percentage
Answer	8	61.54%
No answer	5	38.46%

ID	Response
2	Offene Daten Berlin
8	Daten der Berliner Versorgungsbetriebe
17	Geodatenportal auch mit bisher internen Daten
22	Healthcare data standards in the US
25	business registries
37	"Linked Open Data"
43	Berliner Daten
51	Geodaten



---

## Field summary for data024 []

Please name up to three typical practical examples for open data.

---

Answer	Count	Percentage
Answer	7	53.85%
No answer	6	46.15%

ID	Response
2	Open Corporates
8	Geodaten im allgemeinen
17	Schnittstellen-Daten für app's
25	open legislation texts
37	EU OD Portal
43	data.gov.uk
51	Parkhausbelegungsdaten



---

## Field summary for data031

Do you know the meaning of linked data?

---

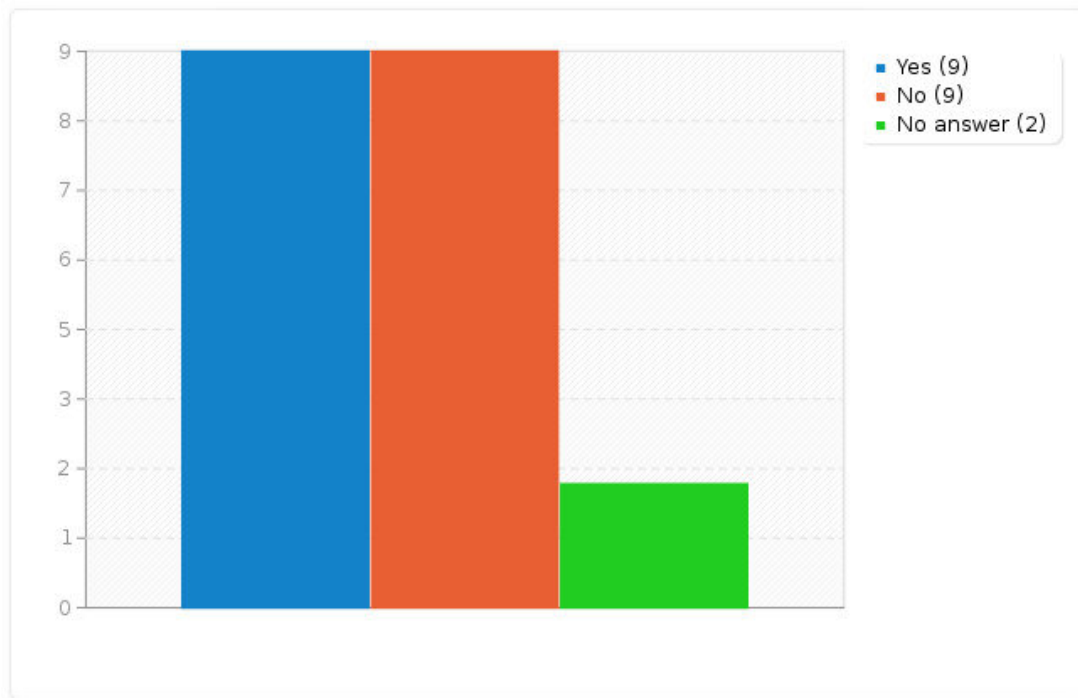
Answer	Count	Percentage
Yes (Y)	9	45.00%
No (N)	9	45.00%
No answer	2	10.00%





## Field summary for data031

Do you know the meaning of linked data?





## Field summary for data032

What is the main aspect of linked data?

Answer	Count	Percentage
Answer	8	88.89%
No answer	1	11.11%

ID	Response
2	Verknüpfung von Daten
8	Vernetzung
15	structured pieces of information which can be linked together
17	Netz verknüpfter freier Datenbestände, die aus verschiedenen Quellen stammen und die ohne Restriktionen kombiniert und weiterverwendet werden können
22	Stuctured data. Published vocabulary
29	Enabling separate data sets (typically from different sources) to be linked to each other and thus constructing a larger data set that can be used for different purposes (compared to the individual constituent data sets)
37	freie Nutzung, Weiterverbreitung, freie Weiterverwendung
43	einfachere Datenverlinkungen



## Field summary for data033

What are you expecting about linked data?

Answer	Count	Percentage
Answer	6	66.67%
No answer	3	33.33%

ID	Response
6	frei verfügbare Dtaen im Netz
25	Relate data and allow for more advanced searching.
27	Vernetzung von Datenbanken der Behörden (z.B. Elstar)
36	verlinkte datenbanken oder ein tool, um datenbanken zu verknüpfen und auszuwerten
42	Verlinkung auf öffentliche Daten?
51	Redaktionelle Betrachtung von Links und redaktionelle Bündelungen.



---

## Field summary for data034 []

Please name up to three typical practical examples for linked data.

---

Answer	Count	Percentage
Answer	4	44.44%
No answer	5	55.56%

ID	Response
2	Linked Open Data 2 / Open Data Europe
22	Merging local taxation and utility data
37	Linked GeoData
43	Bibliotheksverbünde



---

## Field summary for data034 []

Please name up to three typical practical examples for linked data.

---

Answer	Count	Percentage
Answer	3	33.33%
No answer	6	66.67%

ID	Response
2	DBpedia
22	ID of locations on Google Maps using KML
37	Open Library



## Field summary for data034 []

Please name up to three typical practical examples for linked data.

Answer	Count	Percentage
Answer	2	22.22%
No answer	7	77.78%

ID	Response
2	Bibliotheksdaten
37	BBC Music



---

## Field summary for data041

Do you know the meaning of big data?

---

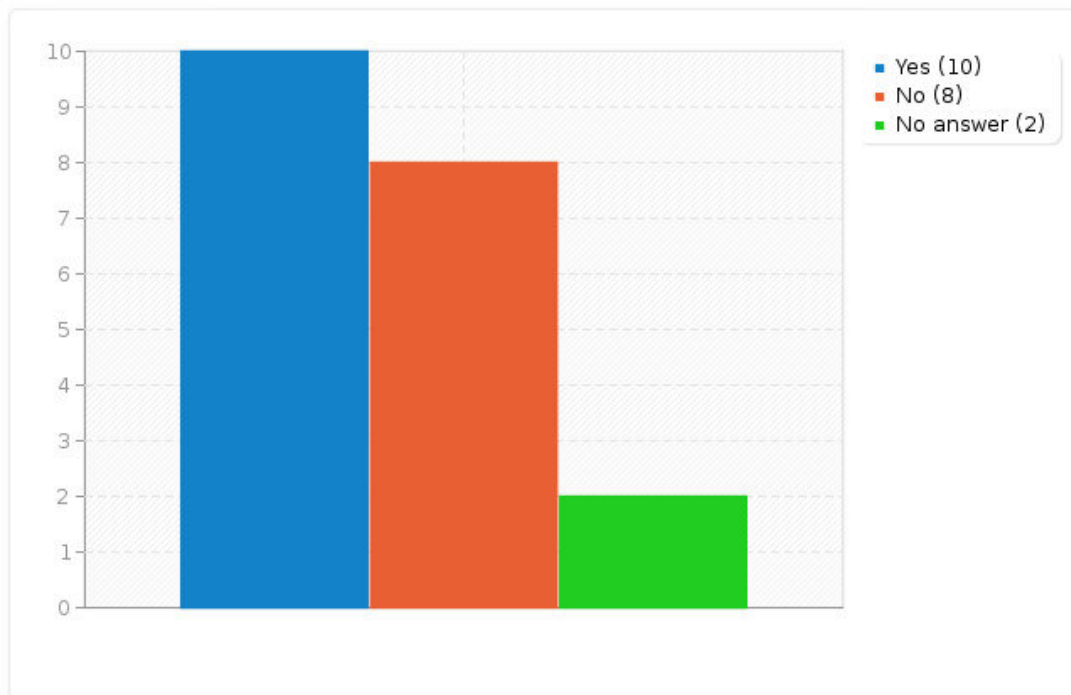
Answer	Count	Percentage
Yes (Y)	10	50.00%
No (N)	8	40.00%
No answer	2	10.00%

---

## Field summary for data041

Do you know the meaning of big data?

---







---

## Field summary for data042

What is the main aspect of big data?

---

Answer	Count	Percentage
Answer	7	70.00%
No answer	3	30.00%

ID	Response
2	Transport der Dienste zu den Daten
8	Zukünftige Möglichkeit/Risiko der Auswertung
15	A large collection of data which is too large to be handled properly by a standard RDMS
17	nicht beherrschbarer Datenzuwachs durch Werkzeuge begegnen
22	Scalability, lower barrier to entry for functionality
37	... nicht mit "traditionellen" Mitteln zu verarbeiten
43	Semantik



---

## Field summary for data043

What are you expecting about big data?

---

Answer	Count	Percentage
Answer	5	62.50%
No answer	3	37.50%

ID	Response
6	große Datenmengen
27	keine Ahnung
36	zusammenführen gleicher daten aus mehreren quellen
42	wichtige Daten
51	Angebot besondes großer Datenmengen.



---

## Field summary for data044 []

Please name up to three typical practical examples for big data.

---

Answer	Count	Percentage
Answer	8	80.00%
No answer	2	20.00%

ID	Response
2	Verkehrsinfos
8	ÖPNV-Daten
17	mail server
22	AWS
25	road transport data
29	trend analysis & forecasting
37	Wetterdaten
43	Medizinische Daten



---

## Field summary for data044 []

Please name up to three typical practical examples for big data.

---

Answer	Count	Percentage
Answer	8	80.00%
No answer	2	20.00%

ID	Response
2	Statistikdaten
8	Verkehrsdaten
17	Dokumentenmanagement
22	Google
25	business finanacial transactions
29	risk analysis
37	Finanzdaten
43	Logfiles



---

## Field summary for data044 []

Please name up to three typical practical examples for big data.

---

Answer	Count	Percentage
Answer	5	50.00%
No answer	5	50.00%

ID	Response
2	Auswertung von Social Media
8	Stromdaten
22	Salesforce
29	traffic analysis
37	Energiedaten



---

## Field summary for data051

Please rate the influence of before mentioned concepts to the change of government role.(1 unimportant ... 5 very important)

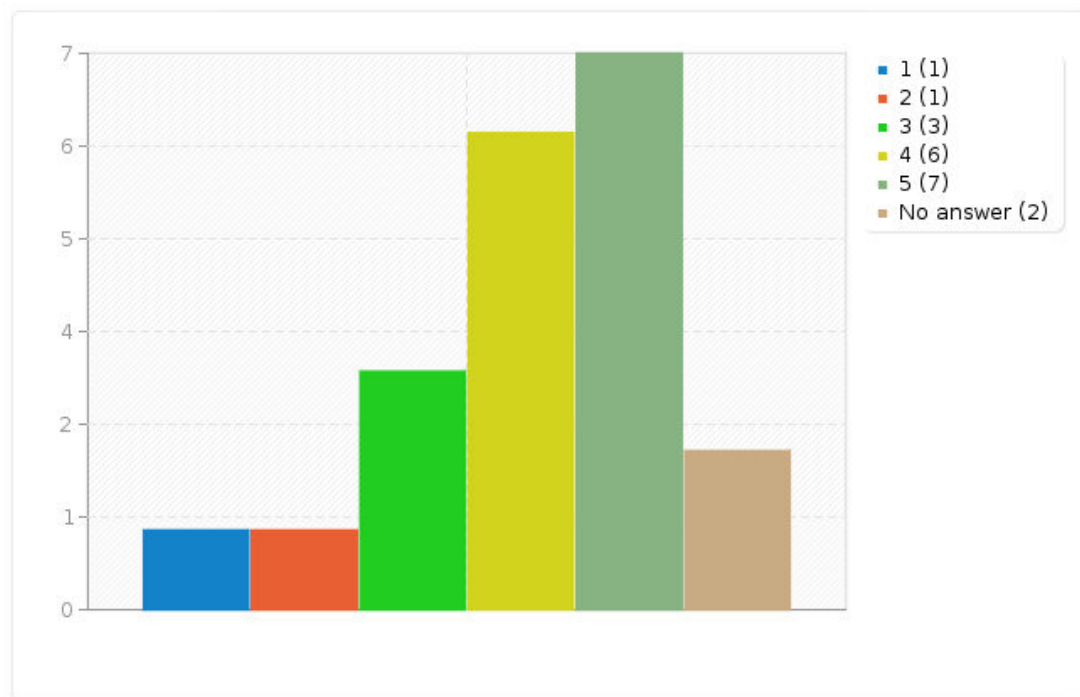
---

Answer	Count	Percentage	Sum
1 (1)	1	2.27%	4.55%
2 (2)	1	2.27%	
3 (3)	3	6.82%	6.82%
4 (4)	6	13.64%	
5 (5)	7	15.91%	29.55%
No answer	2	10.00%	
Arithmetic mean	3.94		
Standard deviation	1.16		
Sum (Answers)	18	100.00%	100.00%
Number of cases	20	100.00%	



## Field summary for data051

Please rate the influence of before mentioned concepts to the change of government role.(1 unimportant ... 5 very important)





---

## Field summary for data052

Please rate the influence of before mentioned concepts to strengthen innovation and value creation by government.(1 unimportant ... 5 very important)

---

Answer	Count	Percentage	Sum
1 (1)	1	2.27%	2.27%
2 (2)	0	0.00%	
3 (3)	4	9.09%	9.09%
4 (4)	6	13.64%	
5 (5)	7	15.91%	29.55%
No answer	2	10.00%	
Arithmetic mean	4		
Standard deviation	1.08		
Sum (Answers)	18	100.00%	100.00%
Number of cases	20	100.00%	





---

## Field summary for data053

Please rate the importance of detailed description of the data source.(1 unimportant ... 5 very important)

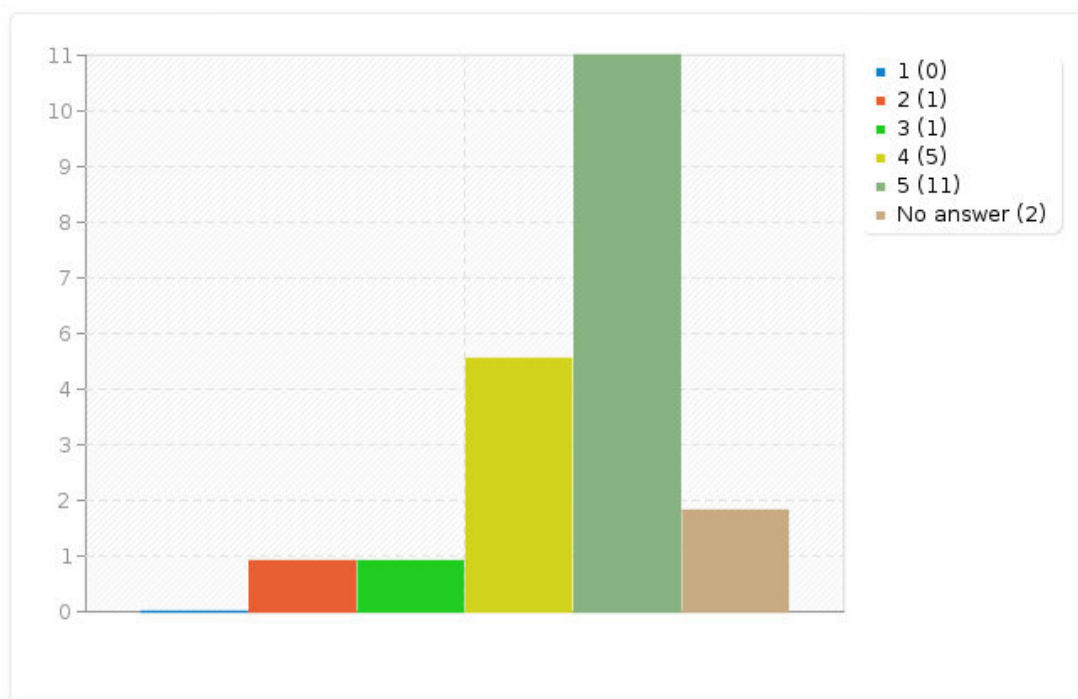
---

Answer	Count	Percentage	Sum
1 (1)	0	0.00%	2.27%
2 (2)	1	2.27%	
3 (3)	1	2.27%	2.27%
4 (4)	5	11.36%	
5 (5)	11	25.00%	36.36%
No answer	2	10.00%	
Arithmetic mean	4.44		
Standard deviation	0.86		
Sum (Answers)	18	100.00%	100.00%
Number of cases	20	100.00%	

## Field summary for data053

Please rate the importance of detailed description of the data source.(1 unimportant ... 5 very important)

---





## Field summary for data054

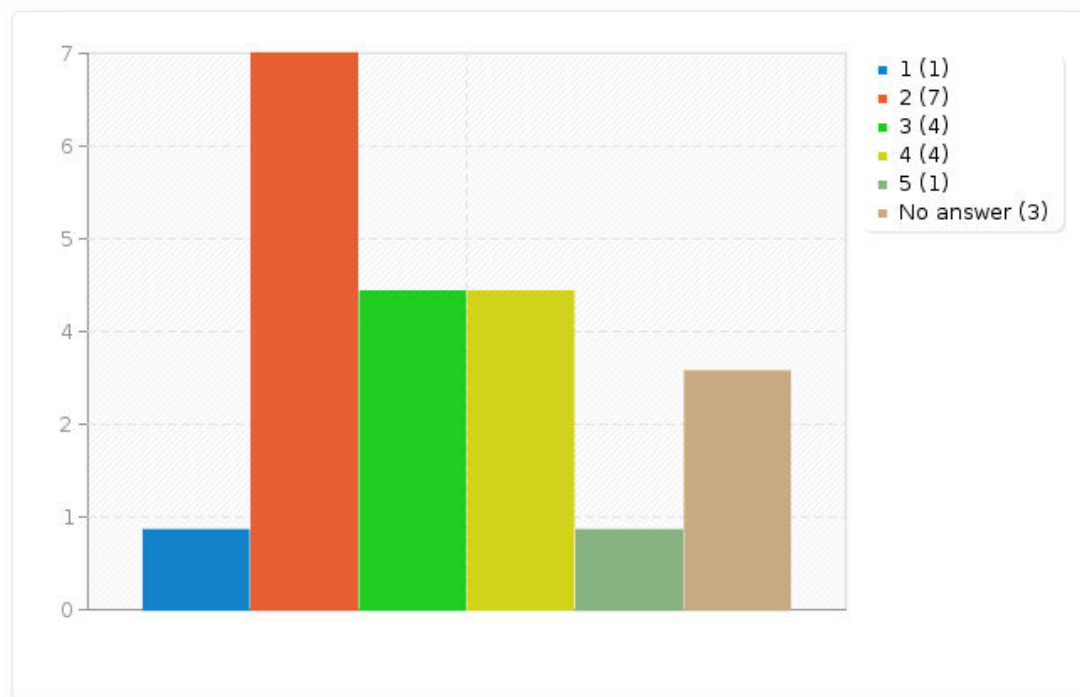
Please rate the importance to log transformation steps. (1 unimportant ... 5 very important)

Answer	Count	Percentage	Sum
1 (1)	1	2.33%	18.60%
2 (2)	7	16.28%	
3 (3)	4	9.30%	9.30%
4 (4)	4	9.30%	
5 (5)	1	2.33%	11.63%
No answer	3	15.00%	
Arithmetic mean	2.82		
Standard deviation	1.07		
Sum (Answers)	17	100.00%	100.00%
Number of cases	20	100.00%	

## Field summary for data054

Please rate the importance to log transformation steps. (1 unimportant ... 5 very important)

---





---

## Field summary for data055

Please rate the importance of detailed description of the data (e.g. through meta data)? (1 unimportant  
... 5 very important)

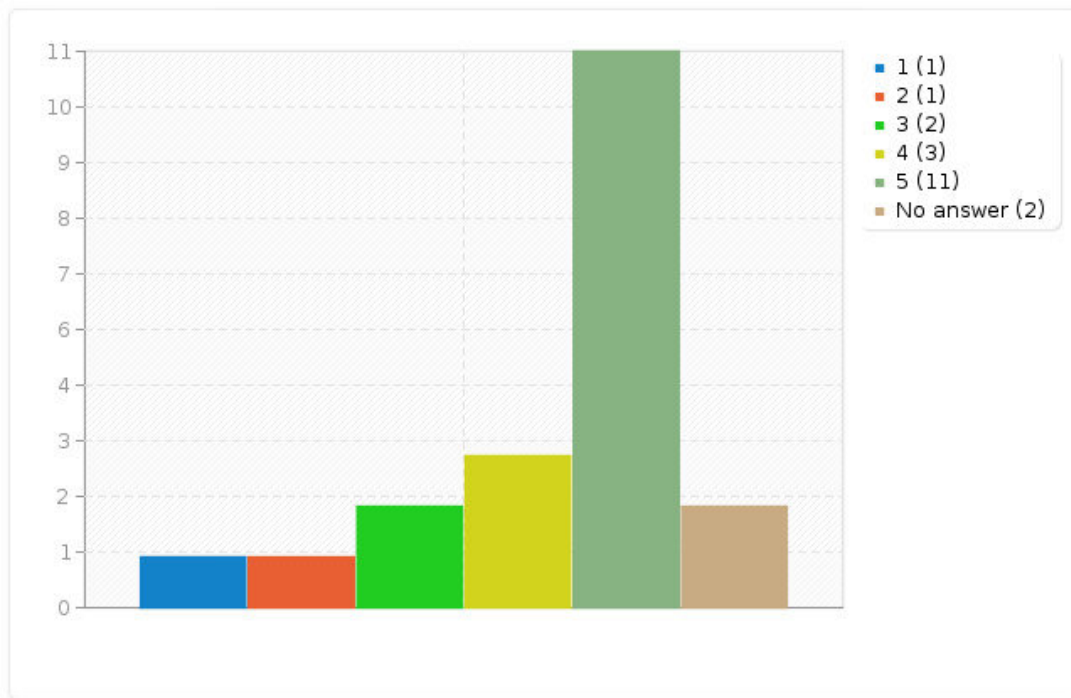
---

Answer	Count	Percentage	Sum
1 (1)	1	2.27%	4.55%
2 (2)	1	2.27%	
3 (3)	2	4.55%	4.55%
4 (4)	3	6.82%	
5 (5)	11	25.00%	31.82%
No answer	2	10.00%	
Arithmetic mean	4.22		
Standard deviation	1.22		
Sum (Answers)	18	100.00%	100.00%
Number of cases	20	100.00%	

## Field summary for data055

Please rate the importance of detailed description of the data (e.g. through meta data)? (1 unimportant  
... 5 very important)

---





## Field summary for data056

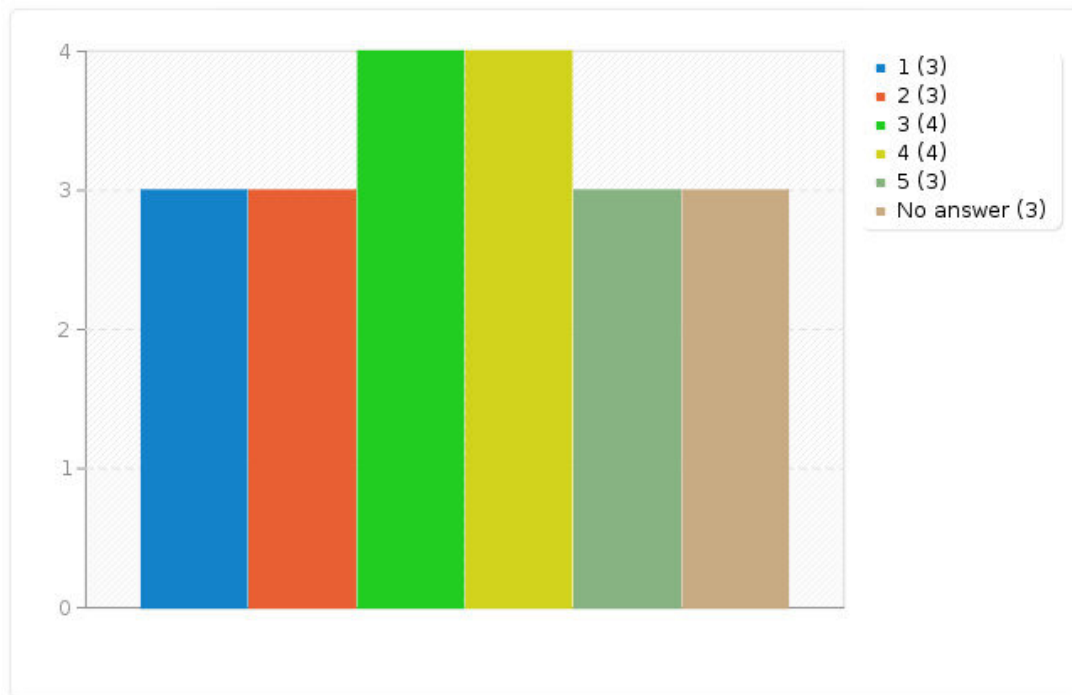
Please rate the importance of being the owner of used data.(1 unimportant ... 5 very important)

Answer	Count	Percentage	Sum
1 (1)	3	6.98%	13.95%
2 (2)	3	6.98%	
3 (3)	4	9.30%	9.30%
4 (4)	4	9.30%	
5 (5)	3	6.98%	16.28%
No answer	3	15.00%	
Arithmetic mean	3.06		
Standard deviation	1.39		
Sum (Answers)	17	100.00%	100.00%
Number of cases	20	100.00%	

## Field summary for data056

Please rate the importance of being the owner of used data.(1 unimportant ... 5 very important)

---







## Field summary for register001

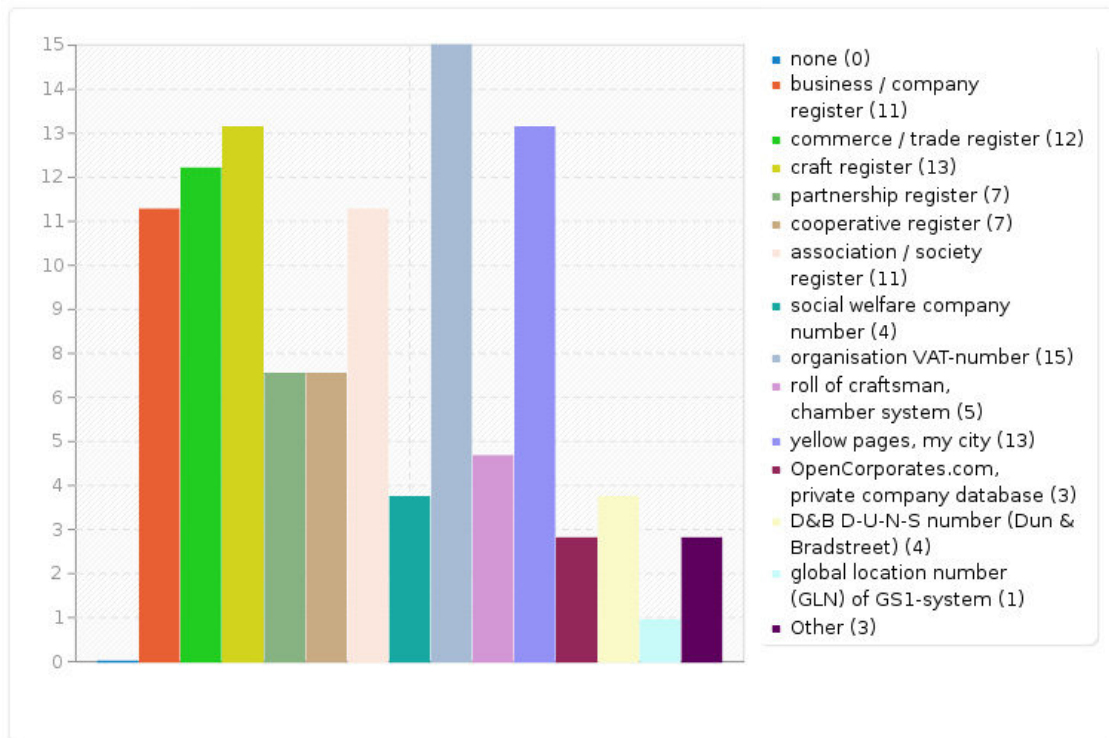
Which organisation identifier and register do you know?

Answer	Count	Percentage
none (SQ000)	0	0.00%
business / company register (SQ001)	11	64.71%
commerce / trade register (SQ002)	12	70.59%
craft register (SQ003)	13	76.47%
partnership register (SQ004)	7	41.18%
cooperative register (SQ005)	7	41.18%
association / society register (SQ006)	11	64.71%
social welfare company number (SQ007)	4	23.53%
organisation VAT-number (SQ008)	15	88.24%
roll of craftsman, chamber system (SQ009)	5	29.41%
yellow pages, my city (SQ010)	13	76.47%
OpenCorporates.com, private company database (SQ011)	3	17.65%
D&B D-U-N-S number (Dun & Bradstreet) (SQ012)	4	23.53%
global location number (GLN) of GS1-system (SQ013)	1	5.88%
Other	3	17.65%

ID	Response
27	Kraftfahrzeugregister, Bundeszentralregister, Grundstücksregister, Einwohnermelderegister
42	Postleitzahlen, Vorwahlnummern
51	Geburtsregister; Heiratsregister, Sterberegister

## Field summary for register001

Which organisation identifier and register do you know?





## Field summary for register002

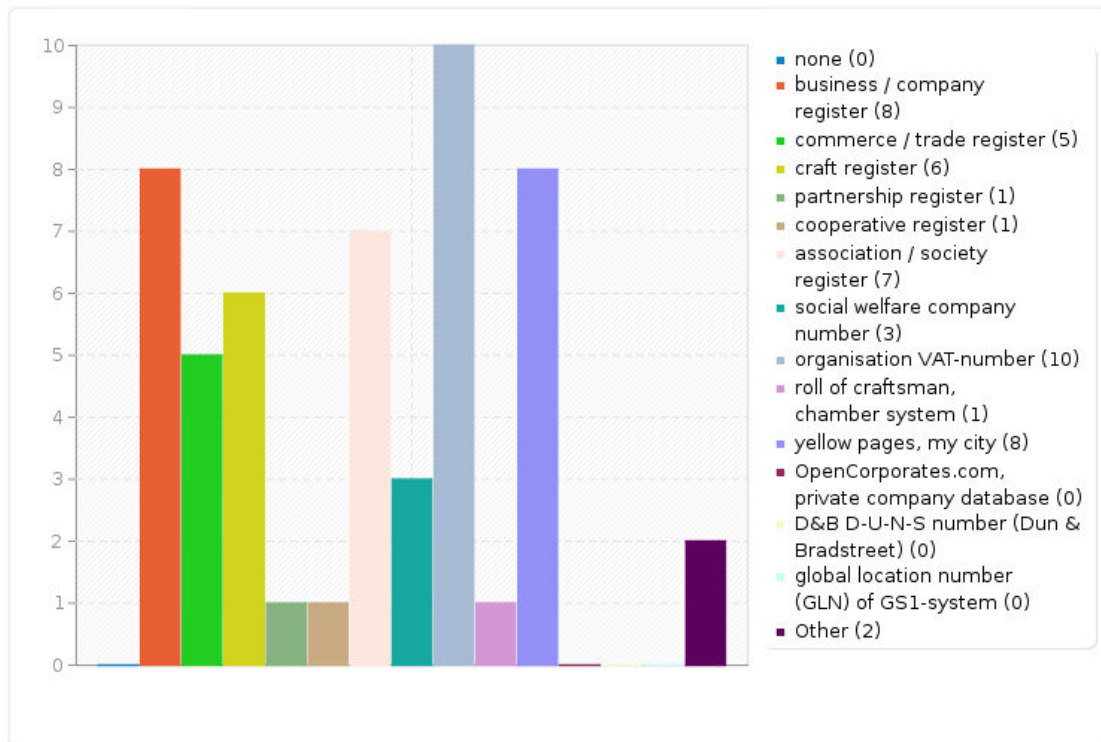
Which organisation identifier and register have you already used in business?

Answer	Count	Percentage
none (SQ000)	0	0.00%
business / company register (SQ001)	8	47.06%
commerce / trade register (SQ002)	5	29.41%
craft register (SQ003)	6	35.29%
partnership register (SQ004)	1	5.88%
cooperative register (SQ005)	1	5.88%
association / society register (SQ006)	7	41.18%
social welfare company number (SQ007)	3	17.65%
organisation VAT-number (SQ008)	10	58.82%
roll of craftsman, chamber system (SQ009)	1	5.88%
yellow pages, my city (SQ010)	8	47.06%
OpenCorporates.com, private company database (SQ011)	0	0.00%
D&B D-U-N-S number (Dun & Bradstreet) (SQ012)	0	0.00%
global location number (GLN) of GS1-system (SQ013)	0	0.00%
Other	2	11.76%

ID	Response
27	Kraftfahrzeugmelderegister, Grundstücksregister, Bundeszentralregister, Einwohnermelderegister
42	Postleitzahlen, Vorwahlnummern

## Field summary for register002

Which organisation identifier and register have you already used in business?





---

## Field summary for register003

Please rate the importance of legally assured presentation of organisation core information.(1 unimportant ... 5 very important)

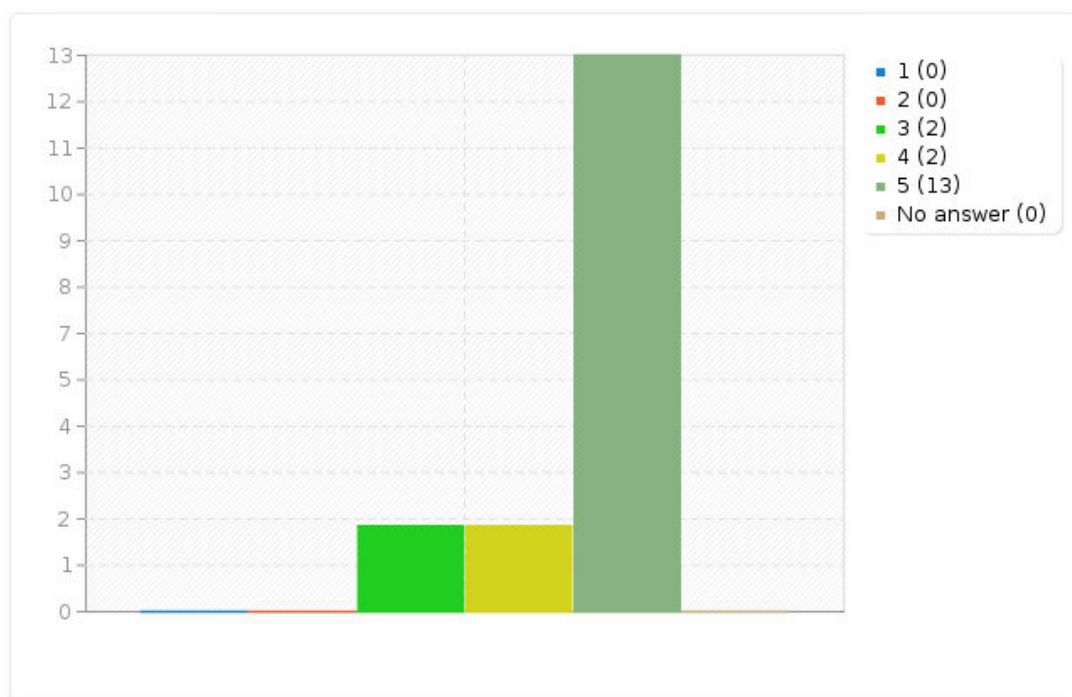
---

Answer	Count	Percentage	Sum
1 (1)	0	0.00%	0.00%
2 (2)	0	0.00%	
3 (3)	2	4.35%	4.35%
4 (4)	2	4.35%	
5 (5)	13	28.26%	32.61%
No answer	0	0.00%	
Arithmetic mean	4.65		
Standard deviation	0.7		
Sum (Answers)	17	100.00%	100.00%
Number of cases	17	100.00%	



## Field summary for register003

Please rate the importance of legally assured presentation of organisation core information.(1 unimportant ... 5 very important)





---

## Field summary for register004

Please rate the importance of public finance for such services and registers.(1 unimportant ... 5 very important)

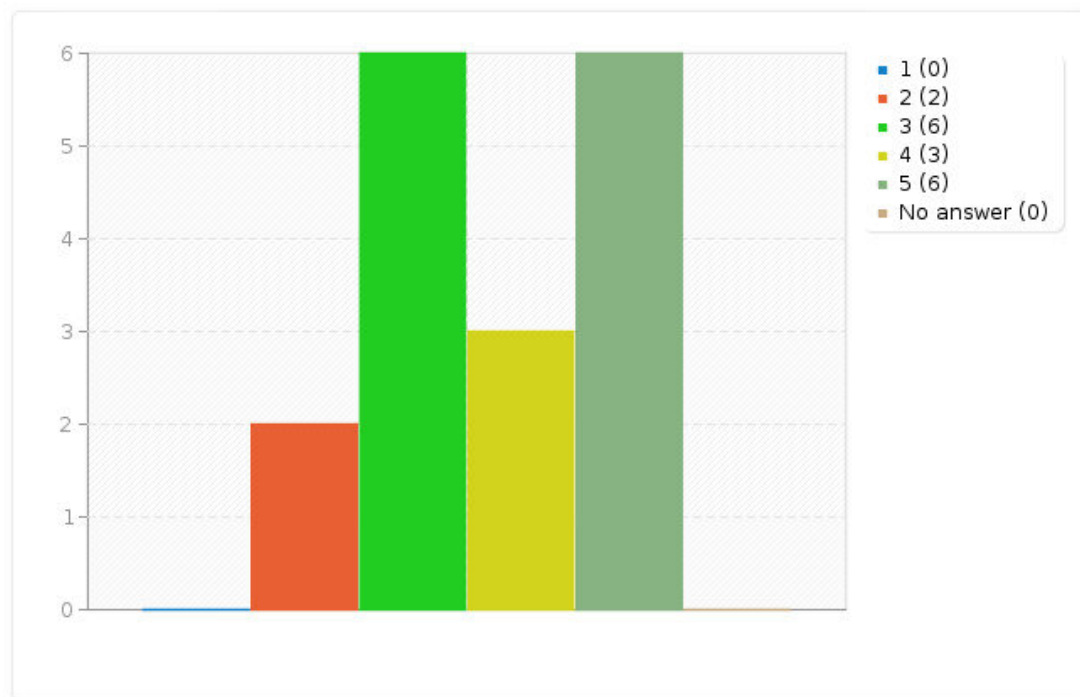
---

Answer	Count	Percentage	Sum
1 (1)	0	0.00%	4.35%
2 (2)	2	4.35%	
3 (3)	6	13.04%	13.04%
4 (4)	3	6.52%	
5 (5)	6	13.04%	19.57%
No answer	0	0.00%	
Arithmetic mean	3.76		
Standard deviation	1.09		
Sum (Answers)	17	100.00%	100.00%
Number of cases	17	100.00%	

## Field summary for register004

Please rate the importance of public finance for such services and registers.(1 unimportant ... 5 very important)

---







---

## Field summary for register005

Please rate the importance of register information to ensure creditor and customer protection.(1 unimportant ... 5 very important)

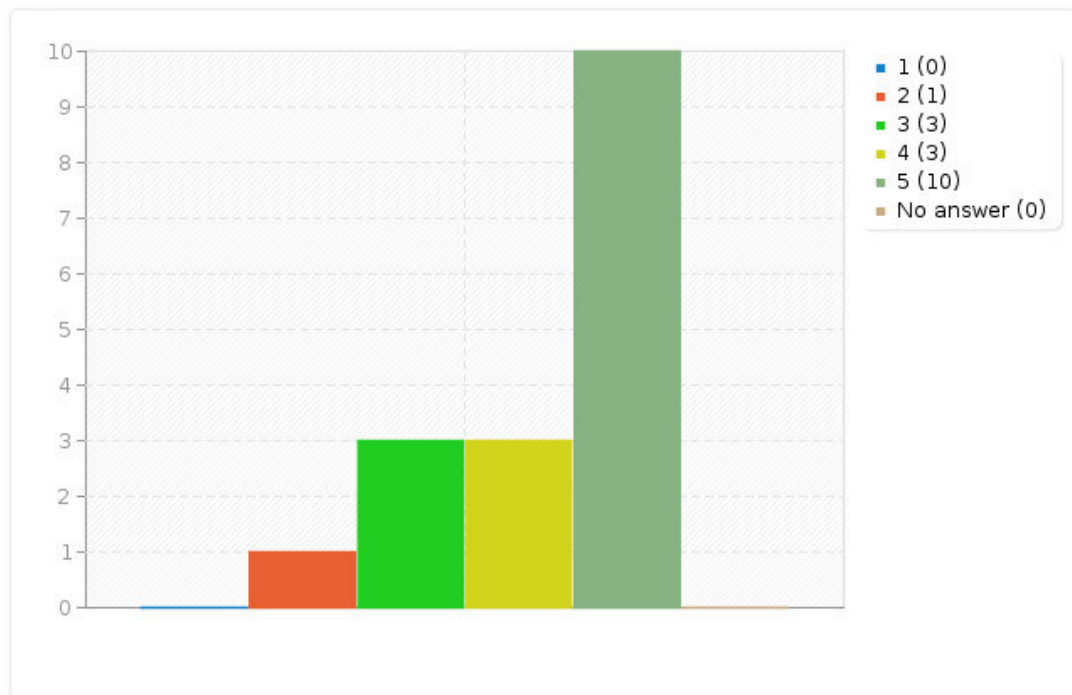
---

Answer	Count	Percentage	Sum
1 (1)	0	0.00%	2.17%
2 (2)	1	2.17%	
3 (3)	3	6.52%	6.52%
4 (4)	3	6.52%	
5 (5)	10	21.74%	28.26%
No answer	0	0.00%	
Arithmetic mean	4.29		
Standard deviation	0.99		
Sum (Answers)	17	100.00%	100.00%
Number of cases	17	100.00%	

## Field summary for register005

Please rate the importance of register information to ensure creditor and customer protection.(1  
unimportant ... 5 very important)

---





## Field summary for register006

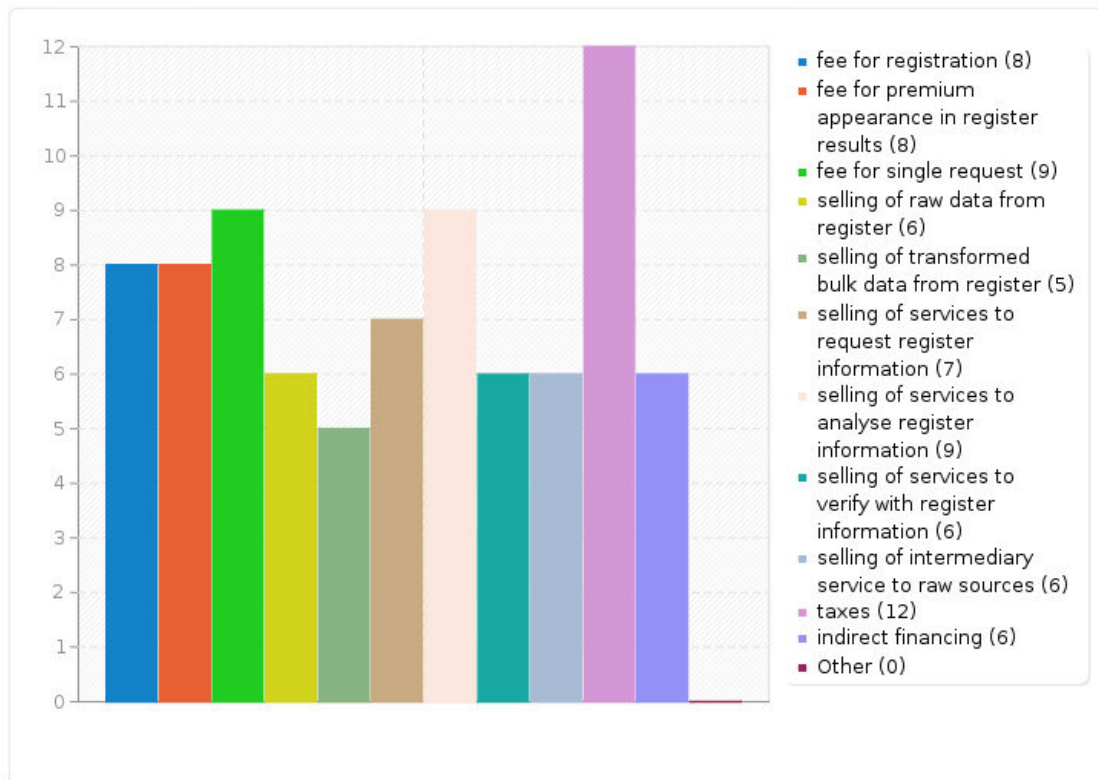
Which financing would you allow for the registers and appropriate services?

Answer	Count	Percentage
fee for registration (SQ001)	8	47.06%
fee for premium appearance in register results (SQ002)	8	47.06%
fee for single request (SQ003)	9	52.94%
selling of raw data from register (SQ004)	6	35.29%
selling of transformed bulk data from register (SQ005)	5	29.41%
selling of services to request register information (SQ006)	7	41.18%
selling of services to analyse register information (SQ007)	9	52.94%
selling of services to verify with register information (SQ008)	6	35.29%
selling of intermediary service to raw sources (SQ011)	6	35.29%
taxes (SQ009)	12	70.59%
indirect financing (SQ010)	6	35.29%
Other	0	0.00%

ID	Response
----	----------

## Field summary for register006

Which financing would you allow for the registers and appropriate services?





---

## Field summary for register007

Would you differ on financing options for public or private providers?

---

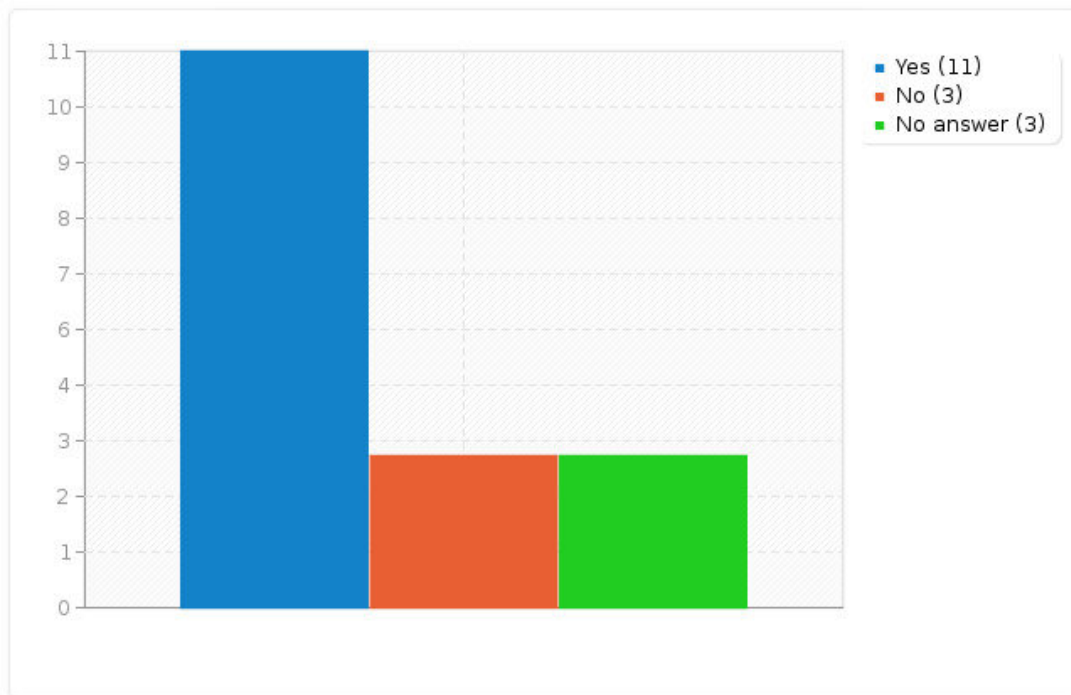
Answer	Count	Percentage
Yes (Y)	11	64.71%
No (N)	3	17.65%
No answer	3	17.65%

---

## Field summary for register007

Would you differ on financing options for public or private providers?

---





---

## Field summary for register008

Which aspect would be different?

---

Answer	Count	Percentage
Answer	9	81.82%
No answer	2	18.18%

ID	Response
6	Erfüllung öffentlicher Aufgaben
8	Umgang mit Meldepflichten (meist Staat) und freiwilligen Leistungen (Privat)
17	Garantenfunktion des Staates
22	If private register takes responsibility for universal service and veracity of information, then financing could be the same. Financing would differ if this is not the case.
21	Gebühren
27	Steuereinnahmen nur bei öff. Registern
36	steuern, quersubventionierung
51	Staatliche Register sind steuerfinanziert.
53	private Anbieter sollten ohne staatliche Mittel auskommen



---

## Field summary for register009

What is the main aspect to pay for such a service?

---

Answer	Count	Percentage
information quality (A1)	5	29.41%
information velocity (A2)	2	11.76%
information security (A3)	1	5.88%
information correctness (A4)	7	41.18%
information added value (A5)	1	5.88%
Other	1	5.88%
No answer	0	0.00%

ID	Response
8	bei Zusatzaufwand

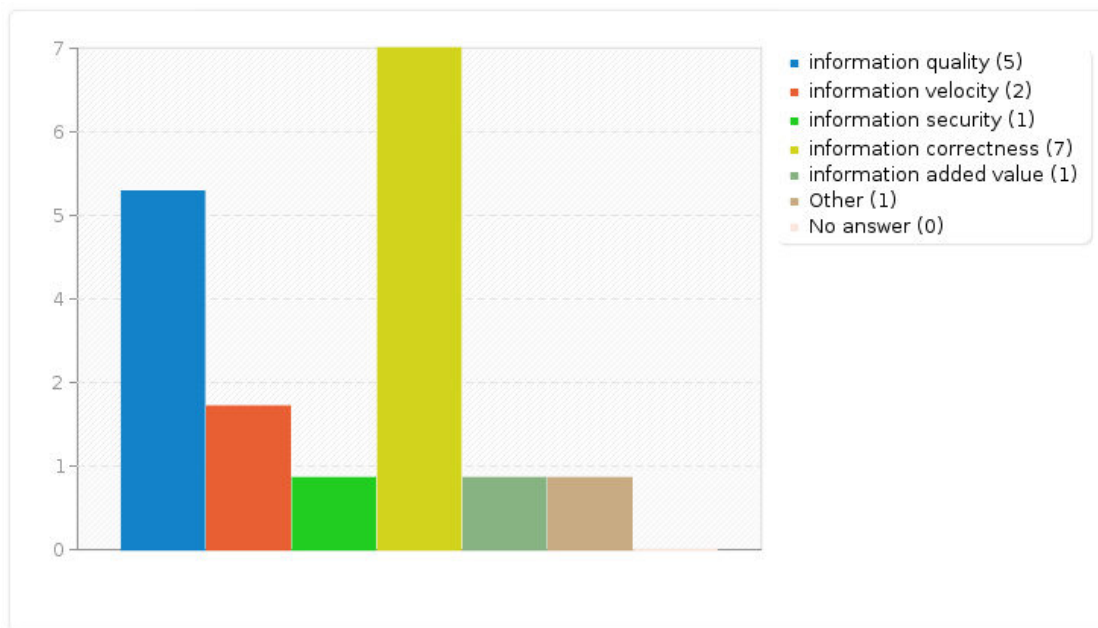


---

## Field summary for register009

What is the main aspect to pay for such a service?

---





## Field summary for register011

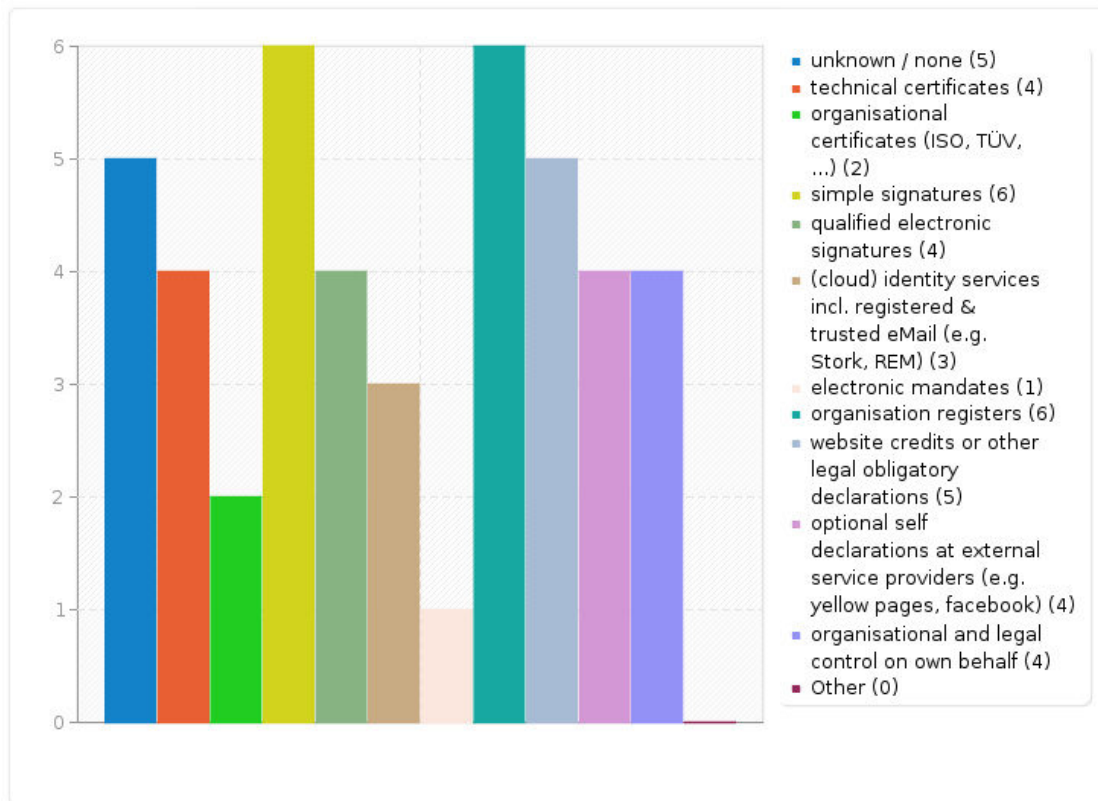
Which mechanism is used by your organisation for legally assured communication with partners?

Answer	Count	Percentage
unknown / none (SQ001)	5	29.41%
technical certificates (SQ002)	4	23.53%
organisational certificates (ISO, TÜV, ...) (SQ003)	2	11.76%
simple signatures (SQ004)	6	35.29%
qualified electronic signatures (SQ005)	4	23.53%
(cloud) identity services incl. registered & trusted eMail (e.g. Stork, REM) (SQ006)	3	17.65%
electronic mandates (SQ011)	1	5.88%
organisation registers (SQ007)	6	35.29%
website credits or other legal obligatory declarations (SQ008)	5	29.41%
optional self declarations at external service providers (e.g. yellow pages, facebook) (SQ009)	4	23.53%
organisational and legal control on own behalf (SQ010)	4	23.53%
Other	0	0.00%

ID	Response
----	----------

## Field summary for register011

Which mechanism is used by your organisation for legally assured communication with partners?





## Field summary for register012

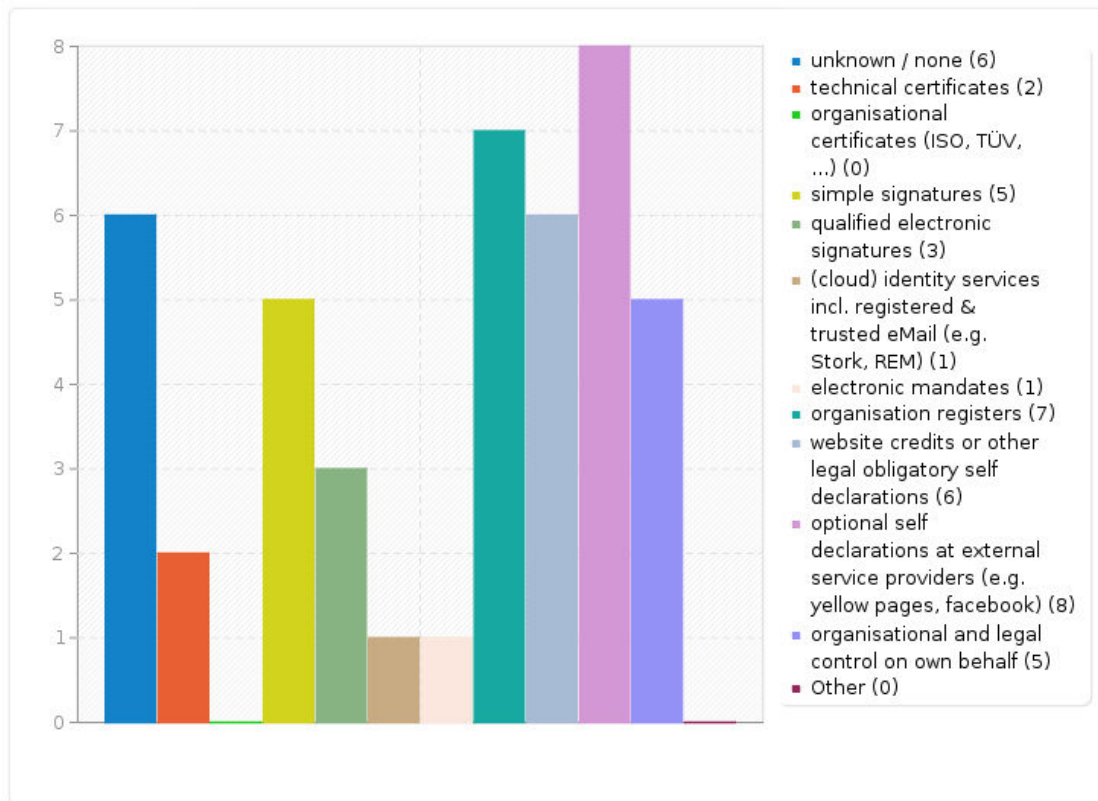
Which mechanisms are used by you to identify communication partners?

Answer	Count	Percentage
unknown / none (SQ001)	6	35.29%
technical certificates (SQ002)	2	11.76%
organisational certificates (ISO, TÜV, ...) (SQ003)	0	0.00%
simple signatures (SQ004)	5	29.41%
qualified electronic signatures (SQ005)	3	17.65%
(cloud) identity services incl. registered & trusted eMail (e.g. Stork, REM) (SQ006)	1	5.88%
electronic mandates (SQ011)	1	5.88%
organisation registers (SQ007)	7	41.18%
website credits or other legal obligatory self declarations (SQ008)	6	35.29%
optional self declarations at external service providers (e.g. yellow pages, facebook) (SQ009)	8	47.06%
organisational and legal control on own behalf (SQ010)	5	29.41%
Other	0	0.00%

ID	Response
----	----------

## Field summary for register012

Which mechanisms are used by you to identify communication partners?





---

## Field summary for register013

How often are these mechanisms used?

---

Answer	Count	Percentage
always (A1)	2	11.76%
just for business critical communication (A2)	1	5.88%
as needed (A3)	11	64.71%
just for confidential communication (A4)	0	0.00%
Other	0	0.00%
No answer	3	17.65%

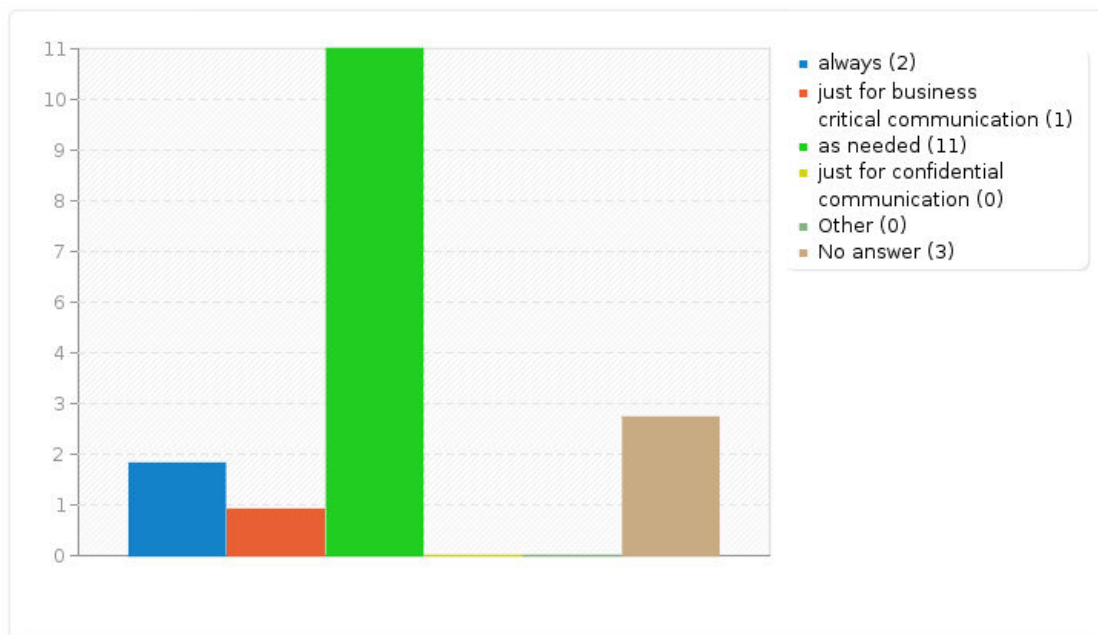
ID	Response
----	----------

---

## Field summary for register013

How often are these mechanisms used?

---





---

## Field summary for register014

Would you communicate confidential information through a platform which identifies clearly the recipient?

---

Answer	Count	Percentage
Yes (Y)	8	47.06%
No (N)	3	17.65%
No answer	6	35.29%

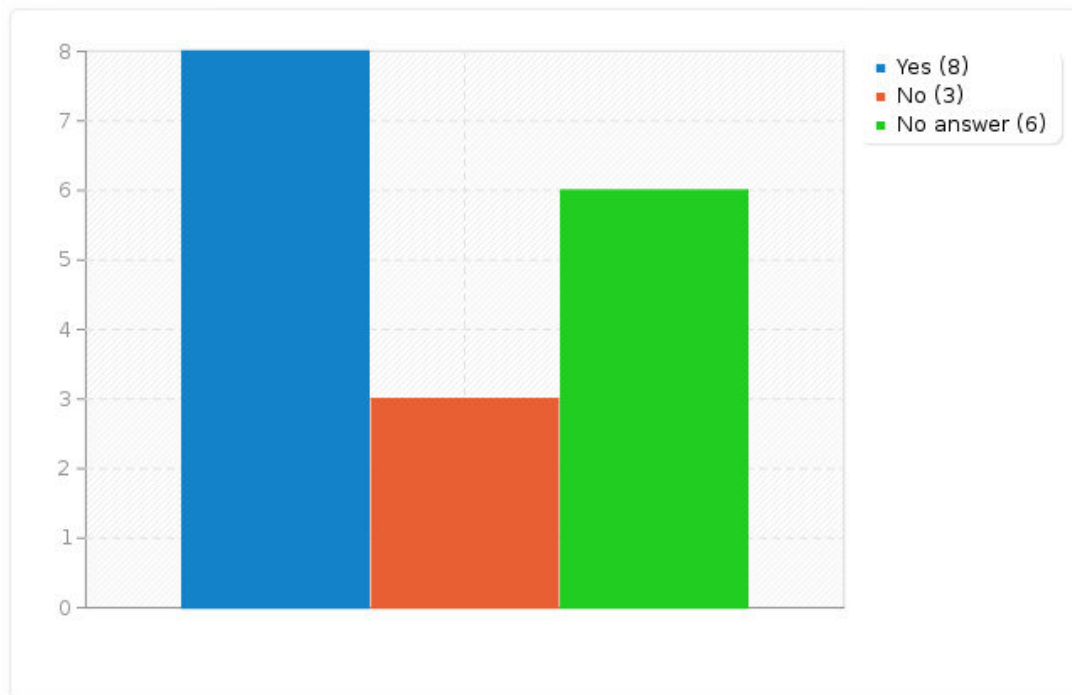


---

## Field summary for register014

Would you communicate confidential information through a platform which identifies clearly the recipient?

---





---

## Field summary for register015

Would you handle transactions through a platform which identifies clearly the recipient?

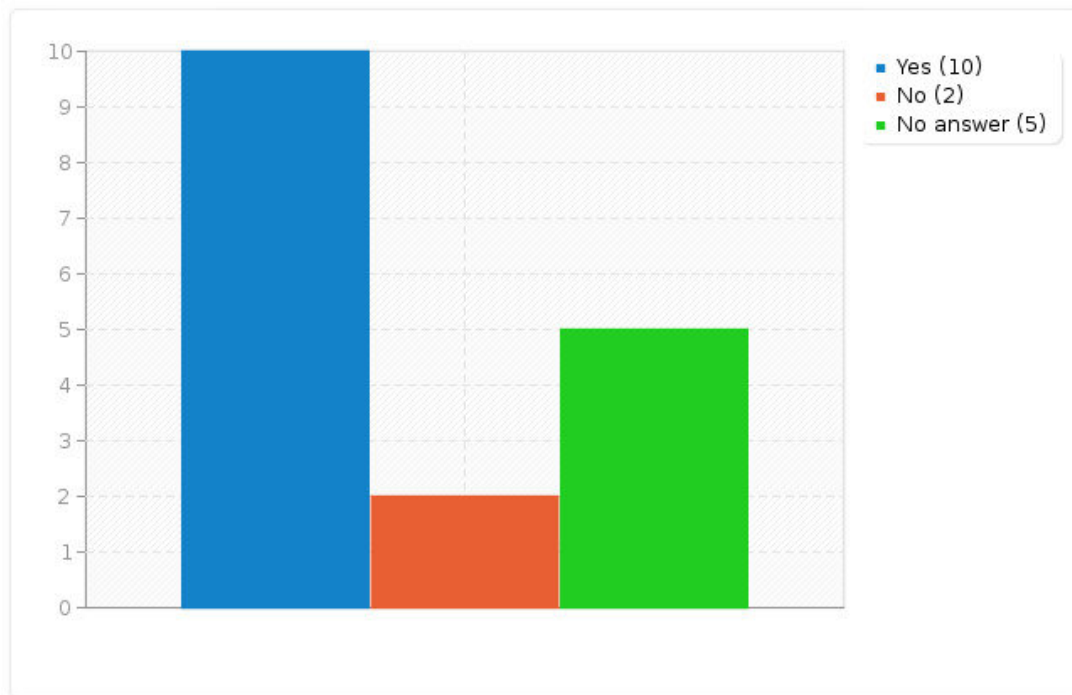
---

Answer	Count	Percentage
Yes (Y)	10	58.82%
No (N)	2	11.76%
No answer	5	29.41%



## Field summary for register015

Would you handle transactions through a platform which identifies clearly the recipient?





---

## Field summary for beteiligung001

Do you know the (share)holders of your business and communication partners?

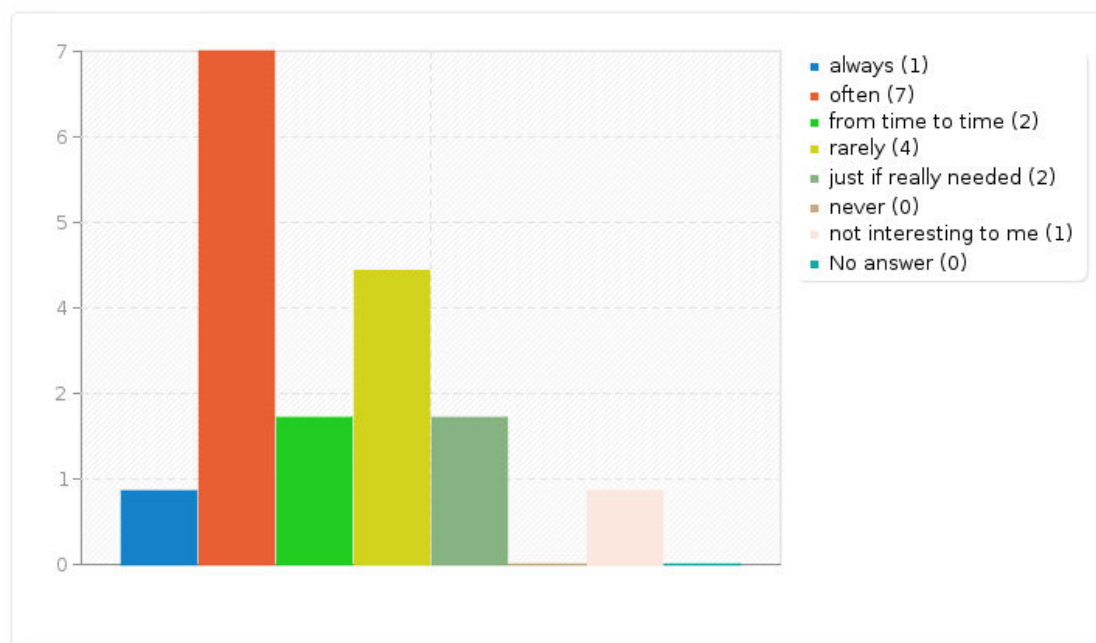
---

Answer	Count	Percentage
always (A1)	1	5.88%
often (A2)	7	41.18%
from time to time (A3)	2	11.76%
rarely (A4)	4	23.53%
just if really needed (A5)	2	11.76%
never (A6)	0	0.00%
not interesting to me (A7)	1	5.88%
No answer	0	0.00%



## Field summary for beteiligung001

Do you know the (share)holders of your business and communication partners?





## Field summary for beteiligung002

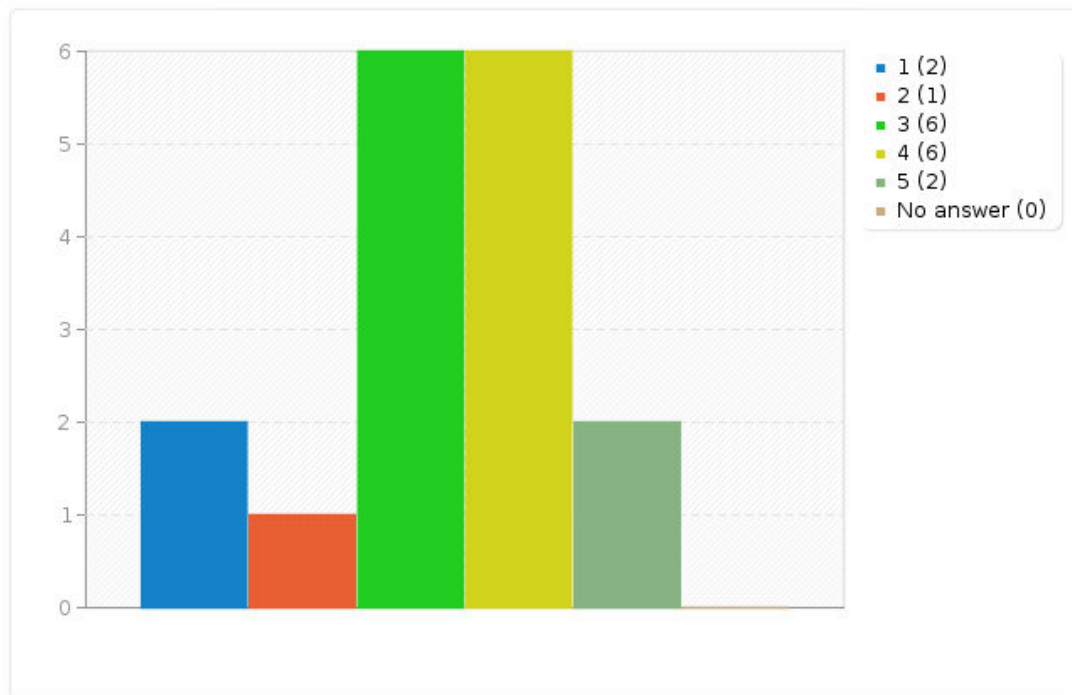
Please rate the importance of (share)holder information of business and communication partners?(1 unimportant ... 5 very important)

Answer	Count	Percentage	Sum
1 (1)	2	4.35%	6.52%
2 (2)	1	2.17%	
3 (3)	6	13.04%	13.04%
4 (4)	6	13.04%	
5 (5)	2	4.35%	17.39%
No answer	0	0.00%	
Arithmetic mean	3.29		
Standard deviation	1.16		
Sum (Answers)	17	100.00%	100.00%
Number of cases	17	100.00%	



## Field summary for beteiligung002

Please rate the importance of (share)holder information of business and communication partners?(1 unimportant ... 5 very important)





---

## Field summary for beteiligung003

Which mechanisms are used by you to identify (share)holder information of business and communication partners?

---

Answer	Count	Percentage
none (A1)	3	17.65%
search through internet (A2)	8	47.06%
search in investor relations and business reports (A3)	4	23.53%
search in organisation registers (A4)	10	58.82%
usage of external service provider (e.g. lawyers) (A5)	2	11.76%
usage of technical services through internet (A6)	4	23.53%
Other	0	0.00%

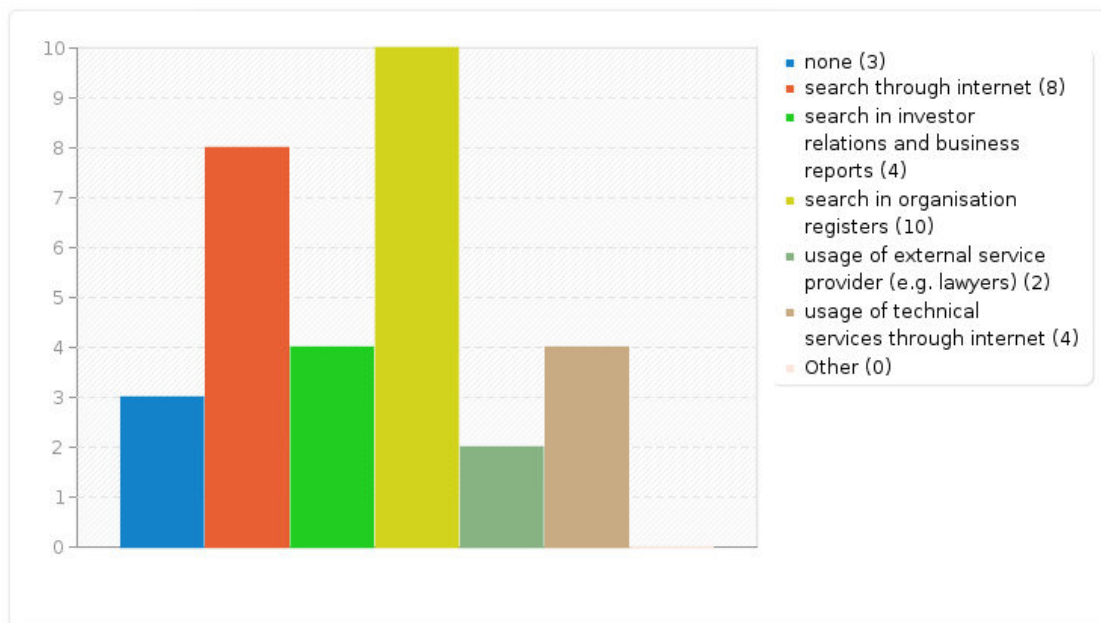
ID	Response
----	----------





## Field summary for beteiligung003

Which mechanisms are used by you to identify (share)holder information of business and communication partners?





---

## Field summary for beteiligung004

Please rate the added value of information about organisations relations and (share)holders. (1 low ... 5 high)

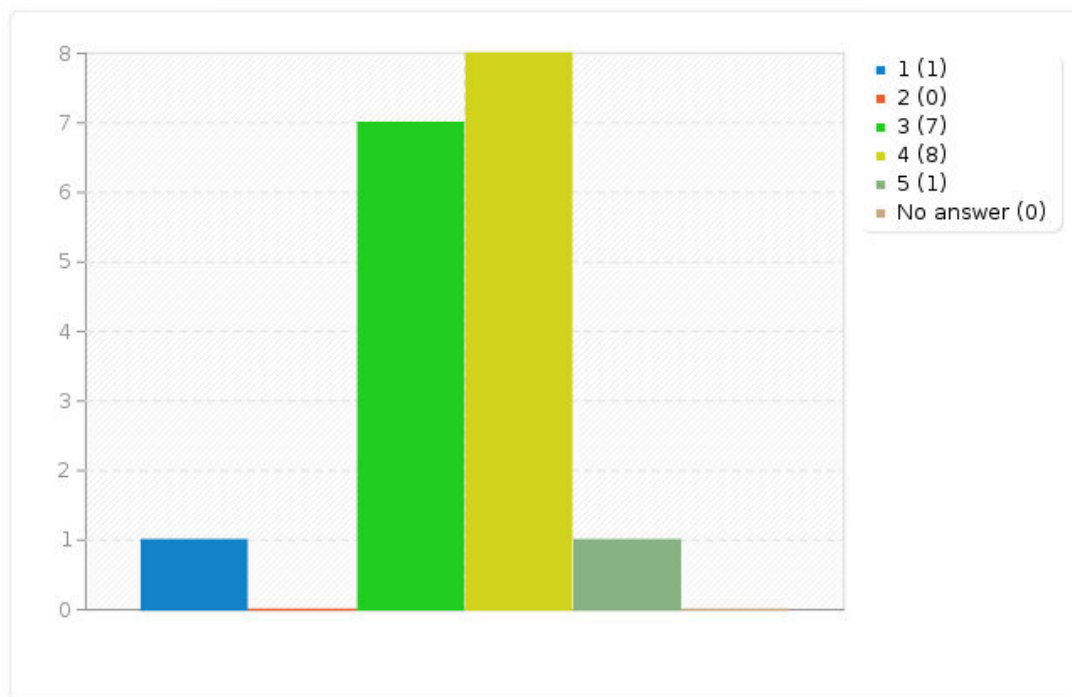
---

Answer	Count	Percentage	Sum
1 (1)	1	2.17%	2.17%
2 (2)	0	0.00%	
3 (3)	7	15.22%	15.22%
4 (4)	8	17.39%	
5 (5)	1	2.17%	19.57%
No answer	0	0.00%	
Arithmetic mean	3.47		
Standard deviation	0.87		
Sum (Answers)	17	100.00%	100.00%
Number of cases	17	100.00%	



## Field summary for beteiligung004

Please rate the added value of information about organisations relations and (share)holders. (1 low ... 5 high)





## Field summary for beteiligung007

Which companies should be in bond of reporting automatically (ad-hoc) holder information?

Answer	Count	Percentage
all companies (A1)	4	23.53%
just companies at stock exchange (A5)	2	11.76%
companies of a defined size (staff, total revenue, ...) (A2)	3	17.65%
companies of a defined relevance in economy (A3)	3	17.65%
just optional reporting (A4)	0	0.00%
Other	0	0.00%
No answer	5	29.41%

ID	Response
----	----------



## Field summary for beteiligung007

Which companies should be in bond of reporting automatically (ad-hoc) holder information?





---

## Field summary for beteiligung010

Do you know reports about public shares and assets (e.g. state-owned)?

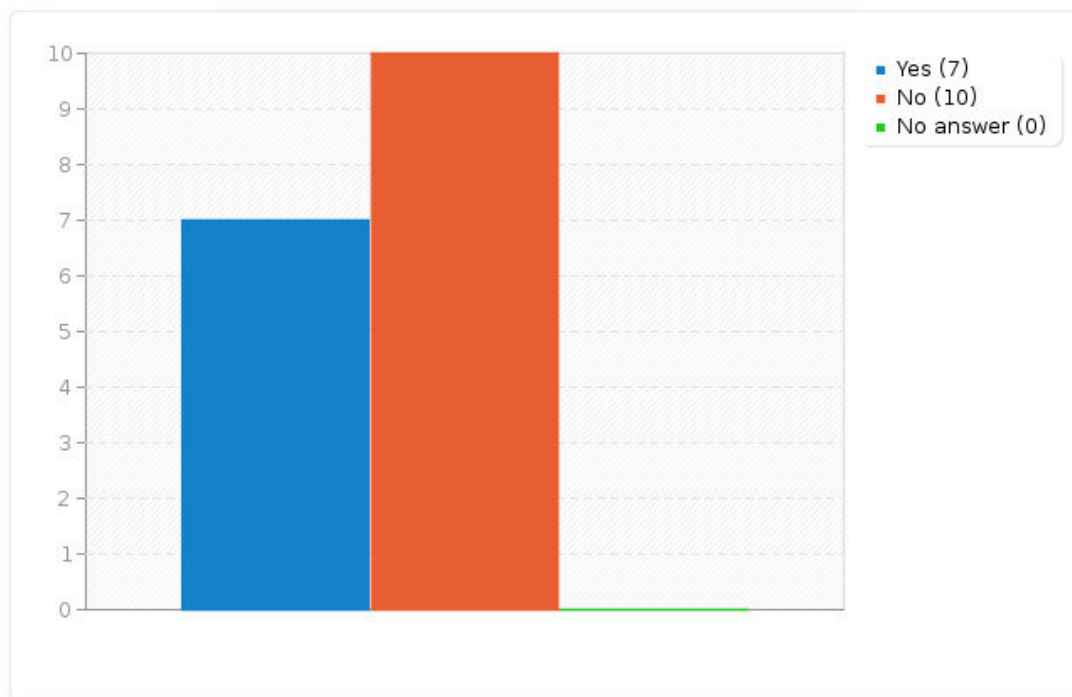
---

Answer	Count	Percentage
Yes (Y)	7	41.18%
No (N)	10	58.82%
No answer	0	0.00%



## Field summary for beteiligung010

Do you know reports about public shares and assets (e.g. state-owned)?





## Field summary for beteiligung011

What is your main level of data source for public share and asset information?

Answer	Count	Percentage
from federal / national ministries (esp. finance) (A1)	1	14.29%
from state / regional ministries (esp. finance) (A2)	1	14.29%
from local authorities (A3)	1	14.29%
from reports of public-owned company (A4)	0	0.00%
from service providers (A5)	0	0.00%
from media (A6)	2	28.57%
Other	1	14.29%
No answer	1	14.29%

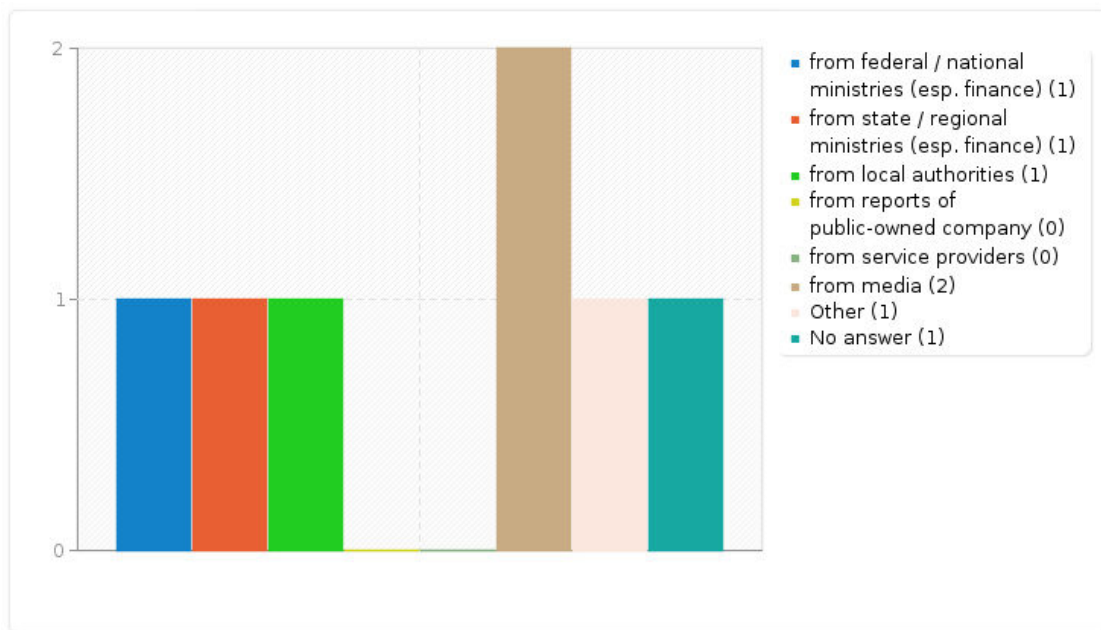
ID	Response
27	Internet





## Field summary for beteiligung011

What is your main level of data source for public share and asset information?





## Field summary for beteiligung012 []

Name organisations owned by public (max 5),

Answer	Count	Percentage
Answer	8	47.06%
No answer	9	52.94%

ID	Response
2	Deutsche Bahn
17	Bahn AG
21	Statoil
27	Telekom
36	deutsche bahn
37	T-Mobile
42	telekom
53	KfW



## Field summary for beteiligung012 []

Name organisations owned by public (max 5),

Answer	Count	Percentage
Answer	8	47.06%
No answer	9	52.94%

ID	Response
2	Commerzbank
17	Telekom AG
21	Deutsche Bahn AG
27	Deutsche Bahn
36	vw
37	ENI
42	DB
53	Post



## Field summary for beteiligung012 []

Name organisations owned by public (max 5),

Answer	Count	Percentage
Answer	7	41.18%
No answer	10	58.82%

ID	Response
2	Deutsche Post
17	Rothaus Brauerei AG
27	Deutsche Flugsicherung
36	deutsche post
37	Renault
42	kregitanstalt für wiederaufbau
53	Telekom



## Field summary for beteiligung012 []

Name organisations owned by public (max 5),

Answer	Count	Percentage
Answer	5	29.41%
No answer	12	70.59%

ID	Response
2	Flughafen Berlin-Brandenburg
17	Staatliche Toto Lotto
27	TLG Immobilien GmbH
36	lotto
53	Bahn



## Field summary for beteiligung012 []

Name organisations owned by public (max 5),

Answer	Count	Percentage
Answer	3	17.65%
No answer	14	82.35%

ID	Response
2	Behala
17	EADS
27	Peugeot



## Field summary for beteiligung013

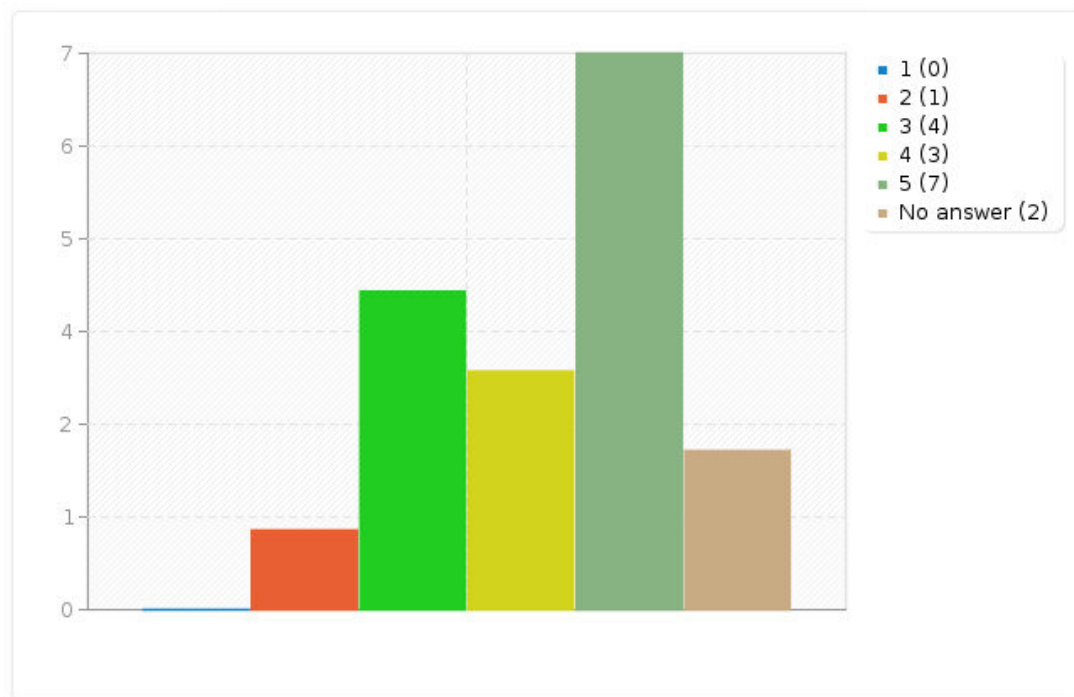
Please rate importance of organisations owned by public for ensuring sovereign objectives. (1 unimportant ... 5 very important)

Answer	Count	Percentage	Sum
1 (1)	0	0.00%	2.27%
2 (2)	1	2.27%	
3 (3)	4	9.09%	9.09%
4 (4)	3	6.82%	
5 (5)	7	15.91%	22.73%
No answer	2	11.76%	
Arithmetic mean	4.07		
Standard deviation	1.03		
Sum (Answers)	15	100.00%	100.00%
Number of cases	17	100.00%	



## Field summary for beteiligung013

Please rate importance of organisations owned by public for ensuring sovereign objectives. (1 unimportant ... 5 very important)







## Field summary for beteiligung014

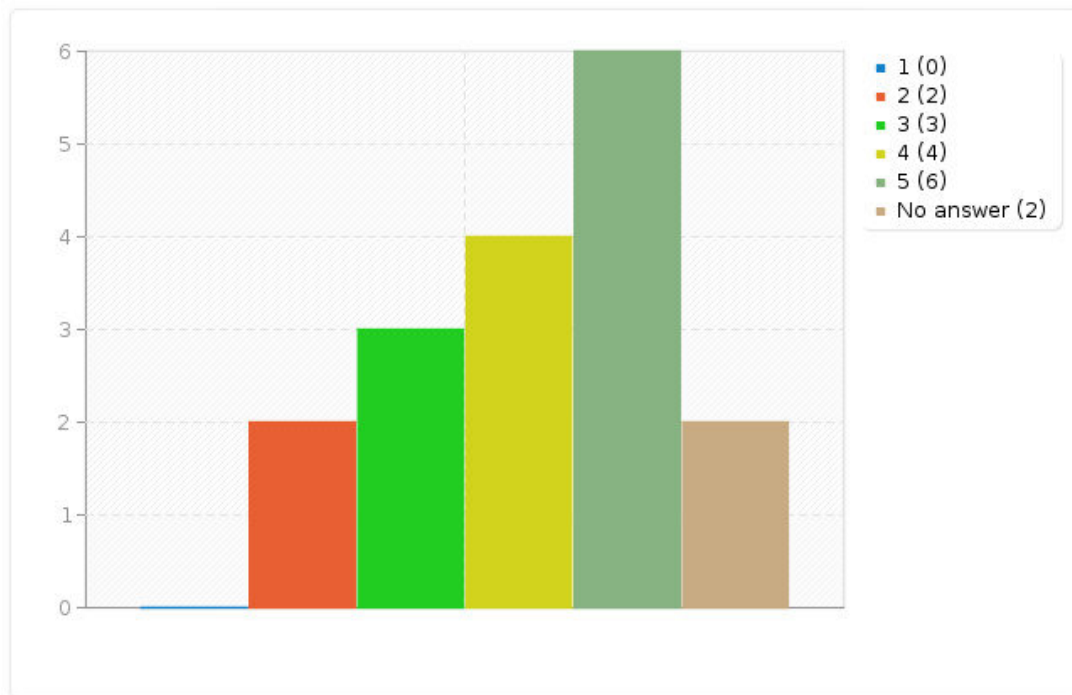
Please rate importance of organisations owned by public for ensuring social objectives. (1 unimportant  
... 5 very important)

Answer	Count	Percentage	Sum
1 (1)	0	0.00%	4.55%
2 (2)	2	4.55%	
3 (3)	3	6.82%	6.82%
4 (4)	4	9.09%	
5 (5)	6	13.64%	22.73%
No answer	2	11.76%	
Arithmetic mean	3.93		
Standard deviation	1.1		
Sum (Answers)	15	100.00%	100.00%
Number of cases	17	100.00%	

## Field summary for beteiligung014

Please rate importance of organisations owned by public for ensuring social objectives. (1 unimportant  
... 5 very important)

---





## Field summary for beteiligung018

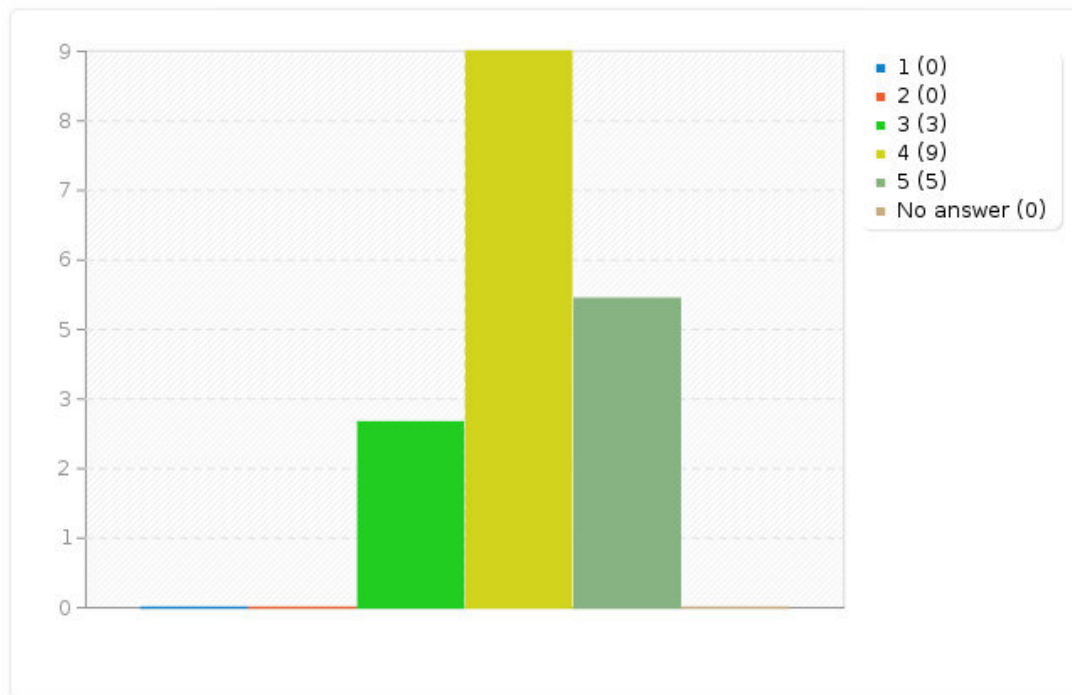
Please rate the importance of publication of structured information (like with open data) about public shares and assets. (1 unimportant ... 5 very important)

Answer	Count	Percentage	Sum
1 (1)	0	0.00%	0.00%
2 (2)	0	0.00%	
3 (3)	3	6.52%	6.52%
4 (4)	9	19.57%	
5 (5)	5	10.87%	30.43%
No answer	0	0.00%	
Arithmetic mean	4.12		
Standard deviation	0.7		
Sum (Answers)	17	100.00%	100.00%
Number of cases	17	100.00%	

## Field summary for beteiligung018

Please rate the importance of publication of structured information (like with open data) about public shares and assets. (1 unimportant ... 5 very important)

---





## Field summary for beteiligung022

What is the key benefit of combining share management and open government / open data?

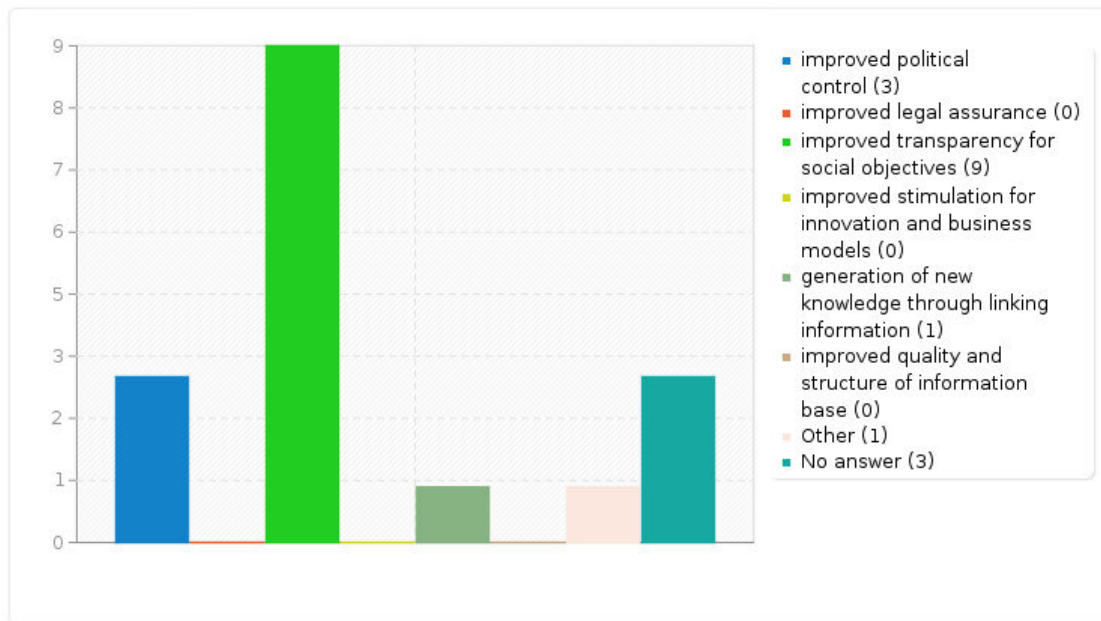
Answer	Count	Percentage
improved political control (A1)	3	17.65%
improved legal assurance (A3)	0	0.00%
improved transparency for social objectives (A4)	9	52.94%
improved stimulation for innovation and business models (A5)	0	0.00%
generation of new knowledge through linking information (A6)	1	5.88%
improved quality and structure of information base (A7)	0	0.00%
Other	1	5.88%
No answer	3	17.65%

ID	Response
8	mehrere der genannten Antworten



## Field summary for beteiligung022

What is the key benefit of combining share management and open government / open data?





## Field summary for beteiligung023

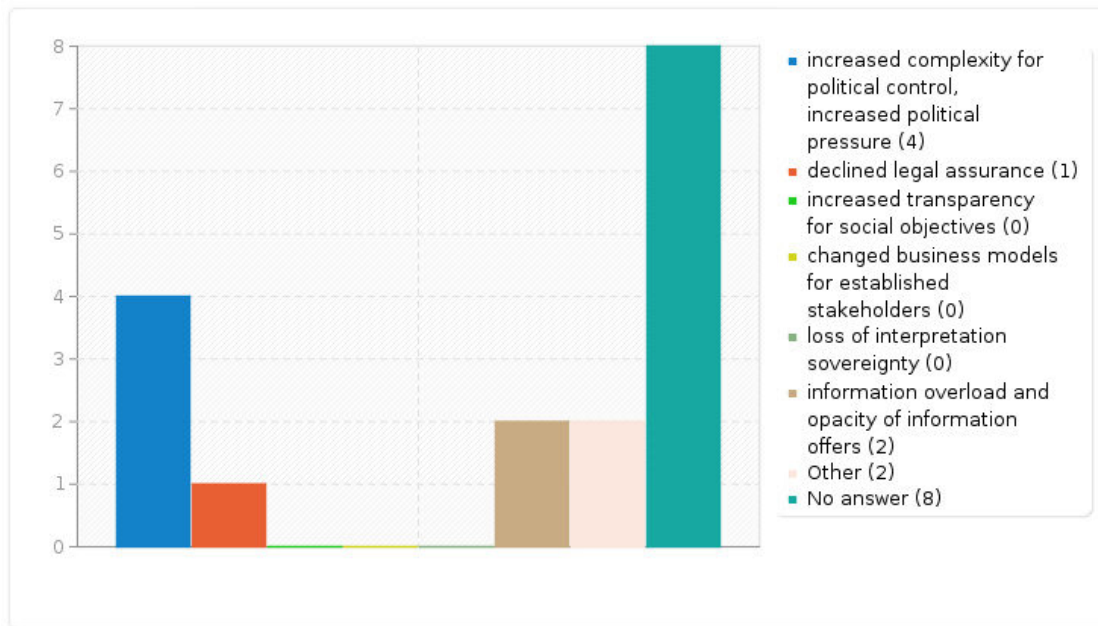
What is the key risk of combining share management and open government / open data?

Answer	Count	Percentage
increased complexity for political control, increased political pressure (A1)	4	23.53%
declined legal assurance (A3)	1	5.88%
increased transparency for social objectives (A4)	0	0.00%
changed business models for established stakeholders (A5)	0	0.00%
loss of interpretation sovereignty (A6)	0	0.00%
information overload and opacity of information offers (A7)	2	11.76%
Other	2	11.76%
No answer	8	47.06%

ID	Response
8	auch mehrere der genannten Antworten
22	reduction in information quality

## Field summary for beteiligung023

What is the key risk of combining share management and open government / open data?







## Field summary for beteiligung024

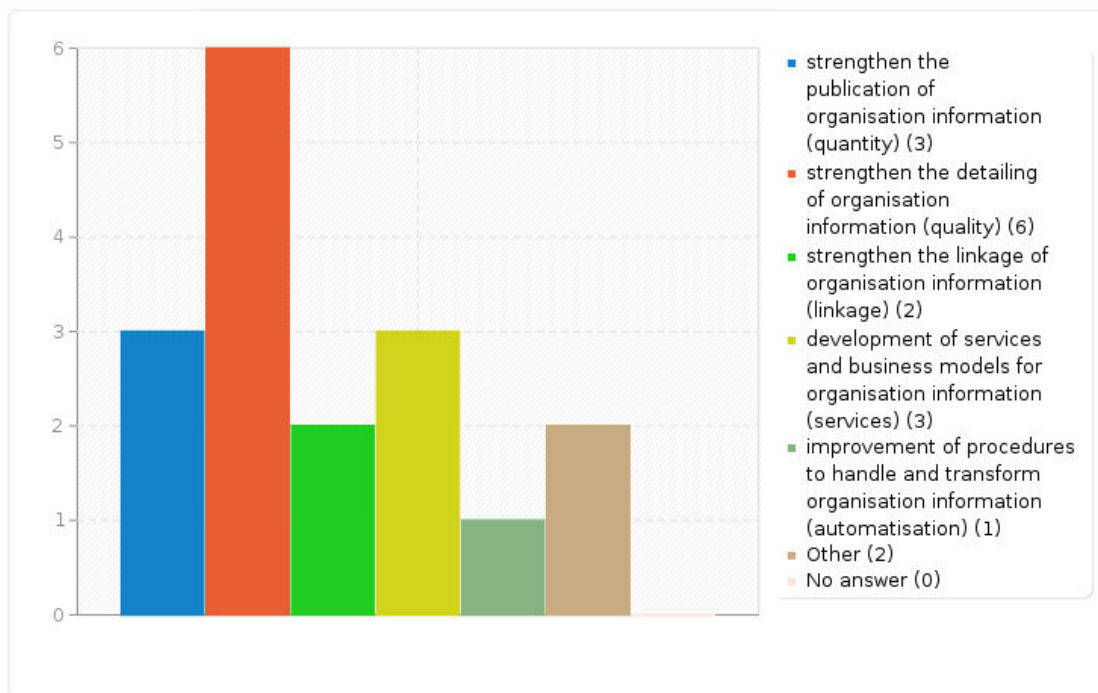
Which activity would you support most?

Answer	Count	Percentage
strengthen the publication of organisation information (quantity) (A1)	3	17.65%
strengthen the detailing of organisation information (quality) (A2)	6	35.29%
strengthen the linkage of organisation information (linkage) (A3)	2	11.76%
development of services and business models for organisation information (services) (A4)	3	17.65%
improvement of procedures to handle and transform organisation information (automation) (A5)	1	5.88%
Other	2	11.76%
No answer	0	0.00%

ID	Response
8	k.A.
37	keine Antwort

## Field summary for beteiligung024

Which activity would you support most?





## Field summary for abschluss002

Please rate the questionnaire.

Answer	Count	Percentage	Sum
1 (1)	0	0.00%	0.00%
2 (2)	0	0.00%	
3 (3)	4	9.09%	9.09%
4 (4)	8	18.18%	
5 (5)	3	6.82%	25.00%
No answer	2	11.76%	
Arithmetic mean	3.93		
Standard deviation	0.7		
Sum (Answers)	15	100.00%	100.00%
Number of cases	17	100.00%	



## Field summary for abschluss002

Please rate the questionnaire.

